

16 Series

High Pressure Diaphragm Valve
High Flow, Stainless Steel

aerospace
climate control
electromechanical
filtration
fluid & gas handling
hydraulics
pneumatics
process control
sealing & shielding

Value Proposition:

Veriflo Division's 16 Series valves provide a high-flow, positive shut-off for fluid systems.

This 1/2" spring type diaphragm valve offers superior leak integrity for manually and pneumatically actuated applications with pressure ranges from vacuum to 3,000 psig.



Contact Information:

Parker Hannifin Corporation
Veriflo Division
250 Canal Blvd
Richmond, California 94804

phone 510 235 9590
fax 510 232 7396
veriflo.sales@parker.com

www.parker.com/veriflo
Mobile App: m.parker.com/veriflo

Product Features:

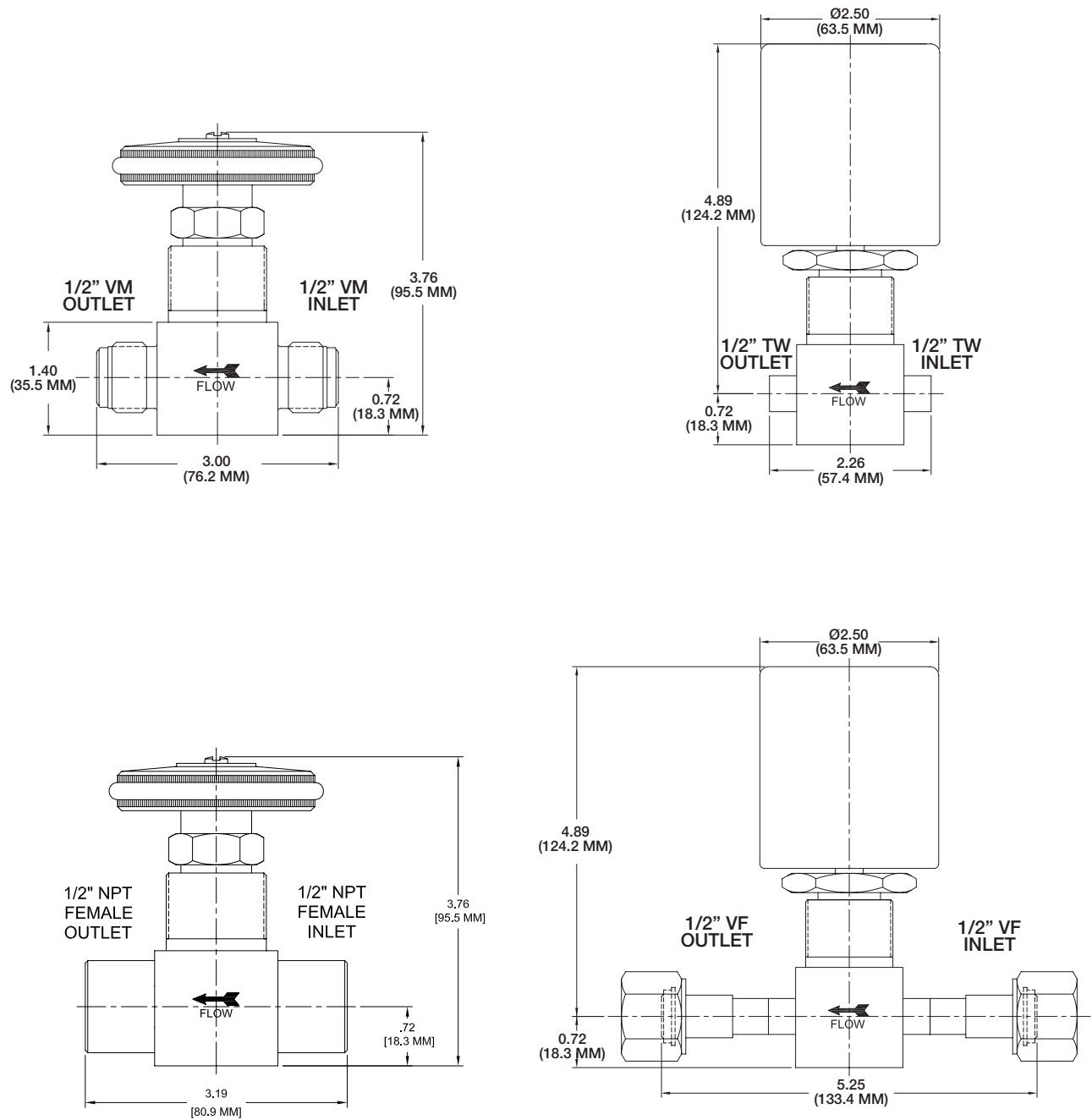
- Metal diaphragm sealed
- Spring type design
- Minimal particle generation
- High cycle life
- Cleaned for O₂ service
- 3,000 psig for both manual and pneumatic styles



ENGINEERING YOUR SUCCESS.

16 Series

Dimensional Drawings








16 Series


Ordering Information

Build a 16 Series valve by replacing the numbered symbols with an option from the corresponding tables below.

Color Explanations: Black = Standard Lead Time Configurations
Blue = Extended Lead Time Configurations


For an explanation of Ordering options
please reference literature 25000275
at www.parker.com/veriflo


Sample:  **93-16**  **88**  **2**  **VMVM**  **-PI**
Finished Order: **93-16882VMVM-PI**

 **Basic Series**
16- = Handwheel
93-16 = Pneumatic

 **Port Size**
88 = 1/2" Inlet/Outlet

 **Body Material**
2 = 316L Stainless Steel

 **Inlet/Outlet Connection**
FF = 1/2" NPT Female
TWTW = Tube Stub
VFVF = VacuSeal™ Female
VMVM = VacuSeal™ Male

 **Optional Features**
This section can have multiple options
-PI = Vespel® Seat Material
PM = Panel Mount Rings

Additional configurations available upon request

16 Series

Specifications

| Materials of Construction | |
|---------------------------|------------------------------------|
| Wetted | |
| Body | 316L Stainless Steel |
| Seal Options | PCTFE (std) or Vespel® |
| Diaphragm | Elgiloy® or equivalent |
| Lower Stem | 316L Stainless Steel |
| Spring | 316 Stainless Steel |
| Non-wetted | |
| Manual | |
| Button | Nitronic-60 |
| Guide Pin | 303 Stainless Steel |
| Upper Stem | Nitronic-60 |
| Bonnet | 303 Stainless Steel |
| Handwheel/O-ring | Aluminum/Neoprene |
| Handwheel Screw | 18-8 Stainless Steel |
| Handwheel Label | Aluminum |
| Panel Mount Nuts | 303 Stainless Steel |
| Pneumatic | |
| Bonnet | 303 Stainless Steel |
| Set Screw | 18-8 Stainless Steel |
| Actuator Housing | Aluminum Polyurethane Paint (Grey) |

For additional information on materials of construction, functional performance and operating conditions, please contact factory.

| Functional Performance | |
|-----------------------------|---|
| Design | |
| Proof Pressure | 4,500 psig |
| Burst Pressure | 12,000 psig |
| Flow Capacity | C _v 0.3 |
| Leak Rate | |
| NPT Threaded | |
| Internal | Bubble Tight |
| External | Bubble Tight |
| Welded | |
| Design Internal | < 2 x 10 ⁻⁸ scc/sec He Inboard Test Method |
| Design External | < 2 x 10 ⁻¹⁰ scc/sec He Inboard Test Method |
| Production Leak Test | Outboard Sniffer Probe at 2000 ± 100 psig, 20-25% Helium |
| Approx. Weight | |
| Manual | 1.85 lbs (0.84 kgs) |
| Pneumatic | 2.65 lbs. (1.20 kgs) |
| Operating Conditions | |
| Operating Pressure | Vacuum to 3,000 psig |
| AOP Actuation Pressure | 70 psig min to 125 psig max |
| Temperature | -65°F to 150°F (-54°C to 66° C) |

Vespel® is a registered trademark of DuPont Performance Elastomers L.L.C.
Elgiloy® is a registered trademark of Elgiloy Company
VacuSeal™ is a trademark of Parker Hannifin Corporation

OFFER OF SALE:

The items described in this document are hereby offered for sale by Parker-Hannifin Corporation, its subsidiaries or its authorized distributors. This offer and its acceptance are governed by the provisions stated in the detailed "Offer of Sale" elsewhere in this document or available at www.parker.com/veriflo



FAILURE OR IMPROPER SELECTION OR IMPROPER USE OF THE PRODUCTS DESCRIBED HEREIN OR RELATED ITEMS CAN CAUSE DEATH, PERSONAL INJURY AND PROPERTY DAMAGE. THIS DOCUMENT IS FOR REFERENCE ONLY. PLEASE CONSULT FACTORY FOR LATEST PRODUCT DRAWINGS AND SPECIFICATIONS

This document and other information from Parker-Hannifin Corporation, its subsidiaries and authorized distributors provide product or system options for further investigation by users having technical expertise.

The user, through its own analysis and testing, is solely responsible for making the final selection of the system and components and assuring that all performance, endurance, maintenance, safety and warning requirements of the application are met. The user must analyze all aspects of the application, follow applicable industry standards, and follow the information concerning the product in the current product catalog and in any other materials provided from Parker or its subsidiaries or authorized distributors.

To the extent that Parker or its subsidiaries or authorized distributors provide component or system options based upon data or specifications provided by the user, the user is responsible for determining that such data and specifications are suitable and sufficient for all applications and reasonably foreseeable uses of the components or systems.

The products described herein, including without limitation, product features, specifications, designs, availability and pricing are subject to change by Parker Hannifin Corp and its subsidiaries at any time without notice.

Proposition 65 Warning: This product contains chemicals known to the state of California to cause cancer or birth defects or other reproductive harm.

© 2007 Parker Hannifin Corporation



Use mobile device to scan this QR Code.

LitPN: 25000232

Rev: E

Date of Issue 03/2013



ENGINEERING YOUR SUCCESS.