

16 Series

High Pressure Diaphragm Valve
 High Flow, Stainless Steel

aerospace
 climate control
 electromechanical
 filtration
 fluid & gas handling
 hydraulics
 pneumatics
 process control
 sealing & shielding

Value Proposition:

Veriflo Division's 16 Series valves provide a high-flow, positive shut-off for fluid systems.

This 1/2" spring type diaphragm valve offers superior leak integrity for manually and pneumatically actuated applications with pressure ranges from vacuum to 3,000 psig.



Contact Information:

Parker Hannifin Corporation
Veriflo Division
 250 Canal Blvd
 Richmond, California 94804

phone 510 235 9590
 fax 510 232 7396
 veriflo.sales@parker.com

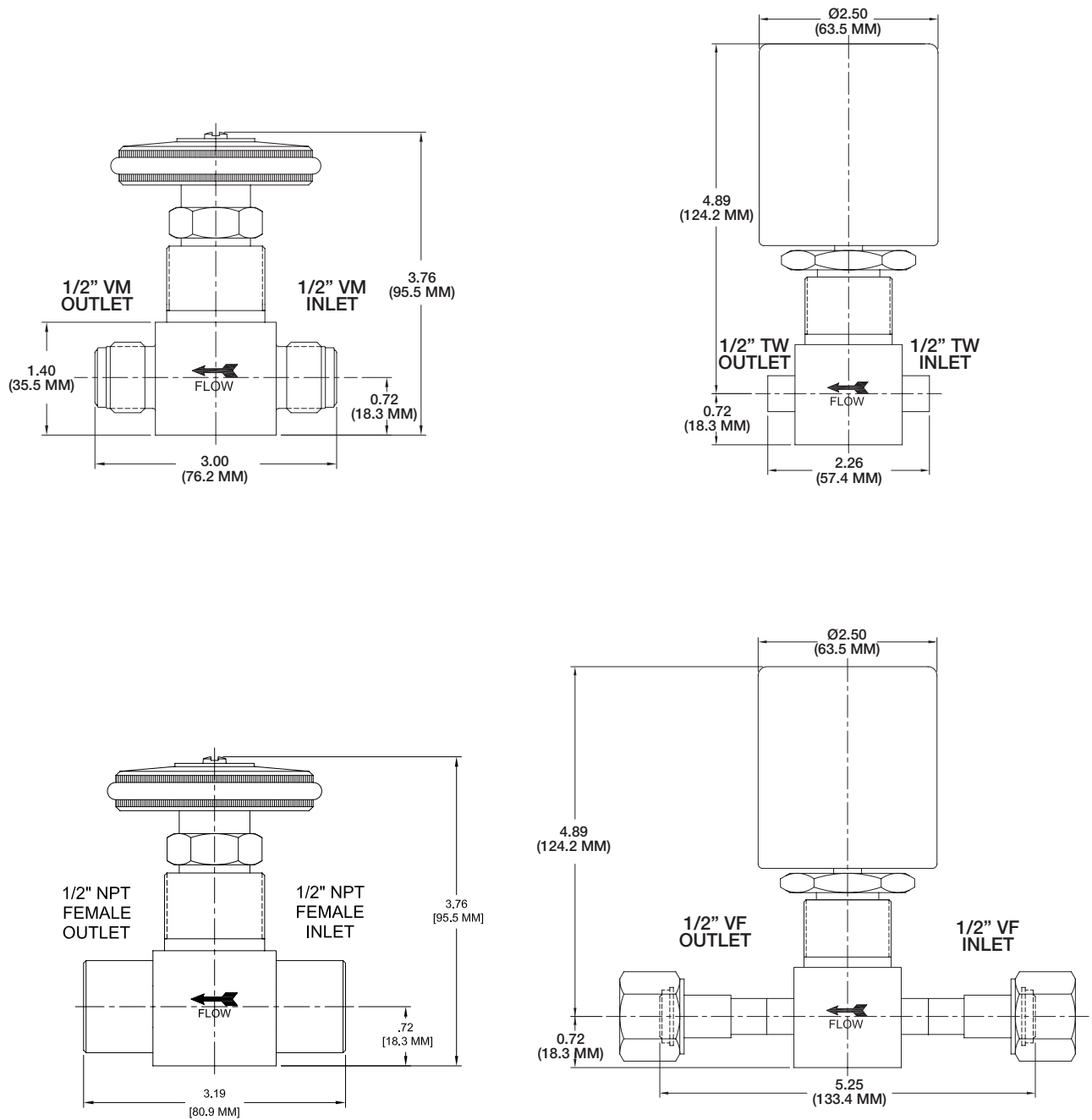
www.parker.com/veriflo
 Mobile App: m.parker.com/veriflo

Product Features:

- Metal diaphragm sealed
- Spring type design
- Minimal particle generation
- High cycle life
- Cleaned for O₂ service
- 3,000 psig for both manual and pneumatic styles

16 Series

Dimensional Drawings



16 Series






Ordering Information

Build a 16 Series valve by replacing the numbered symbols with an option from the corresponding tables below.


Color Explanations: Black = Standard Lead Time Configurations

Blue = Extended Lead Time Configurations

For an explanation of Ordering options please reference literature 25000275 at www.parker.com/veriflo


Sample:  **93-16**  **88**  **2**  **VMVM**  **-PI**


Finished Order: **93-16882VMVM-PI**

 **Basic Series**
16- = Handwheel
93-16 = Pneumatic

 **Port Size**
88 = 1/2" Inlet/Outlet

 **Body Material**
2 = 316L Stainless Steel

 **Inlet/Outlet Connection**
FF = 1/2" NPT Female
TWTW = Tube Stub
VFVF = VacuSeal™ Female
VMVM = VacuSeal™ Male

 **Optional Features**
This section can have multiple options
-PI = Vespel® Seat Material
PM = Panel Mount Rings

Additional configurations available upon request

16 Series

Specifications

Materials of Construction	
Wetted	
Body	316L Stainless Steel
Seal Options	PCTFE (std) or Vespel®
Diaphragm	Elgiloy® or equivalent
Lower Stem	316L Stainless Steel
Spring	316 Stainless Steel
Non-wetted	
Manual	
Button	Nitronic-60
Guide Pin	303 Stainless Steel
Upper Stem	Nitronic-60
Bonnet	303 Stainless Steel
Handwheel/O-ring	Aluminum/Neoprene
Handwheel Screw	18-8 Stainless Steel
Handwheel Label	Aluminum
Panel Mount Nuts	303 Stainless Steel
Pneumatic	
Bonnet	303 Stainless Steel
Set Screw	18-8 Stainless Steel
Actuator Housing	Aluminum Polyurethane Paint (Grey)

Functional Performance	
Design	
Proof Pressure	4,500 psig
Burst Pressure	12,000 psig
Flow Capacity	C _v 0.3
Leak Rate	
NPT Threaded	
Internal	Bubble Tight
External	Bubble Tight
Welded	
Design Internal	< 2 x 10 ⁻⁸ scc/sec He Inboard Test Method
Design External	< 2 x 10 ⁻¹⁰ scc/sec He Inboard Test Method
Production Leak Test	Outboard Sniffer Probe at 2000 ± 100 psig, 20-25% Helium
Approx. Weight	
Manual	1.85 lbs (0.84 kgs)
Pneumatic	2.65 lbs. (1.20 kgs)
Operating Conditions	
Operating Pressure	Vacuum to 3,000 psig
AOP Actuation Pressure	70 psig min to 125 psig max
Temperature	-65°F to 150°F (-54°C to 66° C)

For additional information on materials of construction, functional performance and operating conditions, please contact factory.

Vespel® is a registered trademark of DuPont Performance Elastomers L.L.C.
Elgiloy® is a registered trademark of Elgiloy Company
VacuSeal™ is a trademark of Parker Hannifin Corporation

OFFER OF SALE:

The items described in this document are hereby offered for sale by Parker-Hannifin Corporation, its subsidiaries or its authorized distributors. This offer and its acceptance are governed by the provisions stated in the detailed "Offer of Sale" elsewhere in this document or available at www.parker.com/veriflo



WARNING USER RESPONSIBILITY

FAILURE OR IMPROPER SELECTION OR IMPROPER USE OF THE PRODUCTS DESCRIBED HEREIN OR RELATED ITEMS CAN CAUSE DEATH, PERSONAL INJURY AND PROPERTY DAMAGE. THIS DOCUMENT IS FOR REFERENCE ONLY. PLEASE CONSULT FACTORY FOR LATEST PRODUCT DRAWINGS AND SPECIFICATIONS

This document and other information from Parker-Hannifin Corporation, its subsidiaries and authorized distributors provide product or system options for further investigation by users having technical expertise.

The user, through its own analysis and testing, is solely responsible for making the final selection of the system and components and assuring that all performance, endurance, maintenance, safety and warning requirements of the application are met. The user must analyze all aspects of the application, follow applicable industry standards, and follow the information concerning the product in the current product catalog and in any other materials provided from Parker or its subsidiaries or authorized distributors.

To the extent that Parker or its subsidiaries or authorized distributors provide component or system options based upon data or specifications provided by the user, the user is responsible for determining that such data and specifications are suitable and sufficient for all applications and reasonably foreseeable uses of the components or systems.

The products described herein, including without limitation, product features, specifications, designs, availability and pricing are subject to change by Parker Hannifin Corp and its subsidiaries at any time without notice.

Proposition 65 Warning: This product contains chemicals known to the state of California to cause cancer or birth defects or other reproductive harm.

© 2007 Parker Hannifin Corporation



Use mobile device to scan this QR Code.

LitPN: 25000232

Rev: E

Date of Issue 03/2013



Hanley Controls Clonmel Ltd
Gortnafleur, Clonmel, Co. Tipperary
Tel:+353 (0)52 6122722
e-mail: info@hcccl.ie
web: www.hcccl.ie

ENGINEERING YOUR SUCCESS.