

959 & NPR959 Series

Single Stage, Tied Diaphragm Regulator
High Pressure, Stainless Steel



Value Proposition:

The 959 Series Regulator is a high pressure, tied diaphragm regulator.

The 959 Series tied diaphragm regulator provides shut off of corrosive or hazardous gases if a leak across the seat occurs. The added unique compression member loading eliminates threads in the wetted area, thus reducing particle entrapment.

Subatmospheric pressure control is available with the NPR959, a negative pressure 959 regulator.



Contact Information:

Parker Hannifin Corporation
Veriflo Division
250 Canal Blvd
Richmond, California 94804

phone 510 235 9590
fax 510 232 7396
veriflo.sales@parker.com

www.parker.com/veriflo
Mobile App: m.parker.com/veriflo

Product Features:

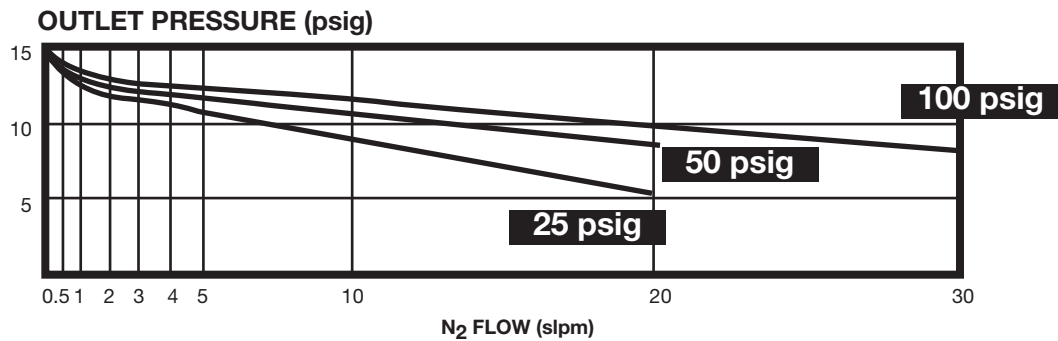
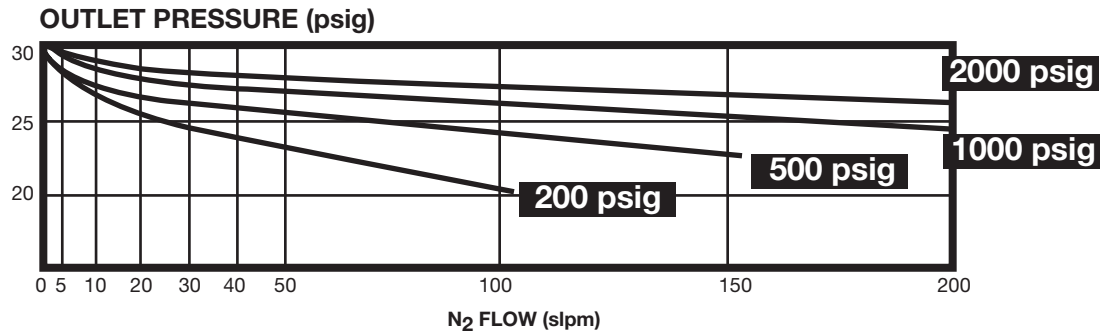
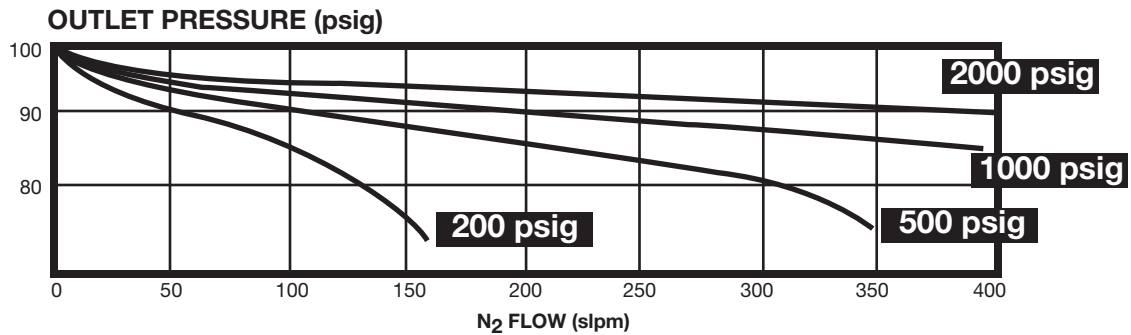
- Tied Diaphragm for added safety
- Unique compression member loads seal to body without requiring a threaded nozzle or additional seals to atmosphere
- Metal-to-metal diaphragm-to-body seal assures high leak integrity
- Adjustment range spring may be replaced without breaking diaphragm seal to body and exposing the wetted area to contamination
- Cleaned for O₂ service is standard



ENGINEERING YOUR SUCCESS.

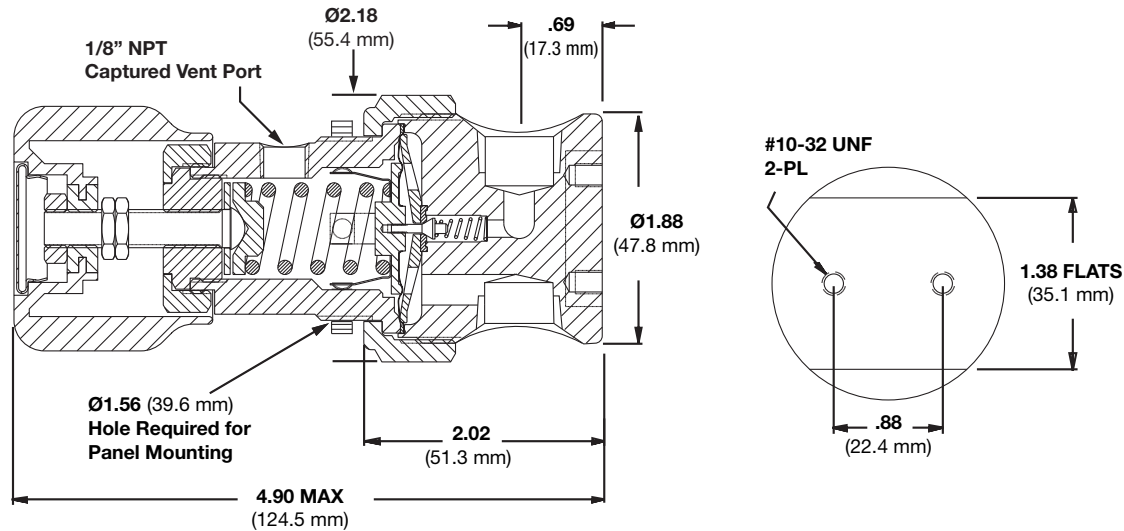
959 & NPR959 Series

Flow Curves



959 & NPR959 Series

Dimensional Drawing



Ordering Information

Build a 959 & NPR959 Series regulator by replacing the numbered symbols with an option from the corresponding tables below.

Color Explanations: Black = Standard Lead Time Configurations
Blue = Extended Lead Time Configurations

For an explanation of Ordering options please reference literature 25000275 at www.parker.com/veriflo

Sample: **95930 S 4P OL 30 4 TH**
Finished Order: **95930S4POL304TH**

1 Basic Series
95930 = 1 - 30 psig
959100 = 3 - 100 psig
959150 = 5 - 150 psig
NPR95930 = -25 in Hg 0 - 30 psig

2 Body Material
S = 316L Stainless Steel
H = **Hastelloy C-22®** Includes Hastelloy C-22® body, diaphragm, compression member, poppet and Inconel® spring

3 Porting
2P = 2 Ports *No X required for gauges, inlet & outlet ports only*
3P = 3 Ports *One X for gauge port*
4P = 4 Ports *Two X's for gauge ports*
4PB = 4 Ports *One X for gauge port*
5P = 5 Ports *Two X's for gauge ports*
6P = 6 Ports *Two X's for gauge ports*
See Regulator Porting Guide for additional options and port layouts

4 Outlet Gauge
03 = 0 - 30 psig
OL = 0 - 60 psig
01 = 0 - 100 psig
2 = 0 - 200 psig
V3 = -30 in Hg 0 - 30 psig
V1 = -30 in Hg 0 - 100 psig
V2 = -30 in Hg 0 - 200 psig
X = No Gauge
Additional ranges available upon request

5 Inlet Gauge
2 = 0 - 200 psig
6 = 0 - 600 psig
10 = 0 - 1000 psig
20 = 0 - 2000 psig
30 = 0 - 3000 psig
40 = 0 - 4000 psig
V1 = -30 in Hg 0 - 100 psig
X = No Gauge
Additional ranges available upon request

6 Port Style
4 = 1/4" NPT Female
All Gauge Ports are 1/4" NPT Female

7 Optional Features
This section can have multiple options
2 = 0.2 C_v
DO = **Dome Loaded** *Not available on NPR959*
PM = Panel Mount
R = Relief Valve *4PB, 5P and 6P Only*
TH = **Hastelloy Trim** *Available on Stainless Steel body, only. Includes Hastelloy C-22® diaphragm, compression member, poppet and screen with an Inconel® spring*
VESP = **Vespe® Seat** *Recommended for N₂O Service*

Note: Veriflo reserves the right to plug NPT ports. If a true ported body is required, please contact Customer Service.

959 & NPR959 Series

Specifications

Materials of Construction	
Wetted	
Body Options	316L Stainless Steel (std) or Hastelloy C-22®
Compression Member Options	316L Stainless Steel (std) or Hastelloy C-22®
Diaphragm Options	316L Stainless Steel (std) or Hastelloy C-22®
Seat Options	PCTFE (std) or Vespel®
Poppet Options	316L Stainless Steel (std) or Hastelloy C-22®
Poppet Spring Options	316 Stainless Steel (std) or Inconel® X750
Poppet Screen	Hastelloy C-22®
Inlet Screen	316L Stainless Steel (std) or Hastelloy C-22®
Non-wetted	
Cap	Nickel Plated Brass
Nut	316L Stainless Steel
Knob	
959	ABS (Black)
NPR959	ABS (White)

For additional information on materials of construction, functional performance and operating conditions, please see Regulator Technical Bulletin.

Vespel® is a registered trademark of DuPont Performance Elastomers L.L.C.
Hastelloy C-22® is a registered trademark of Haynes International, Inc.
Inconel® is a registered trademark of Special Metals Corporation

Functional Performance	
Design	
Burst Pressure	10,500 psig (724 barg)
Proof Pressure	5,250 psig (362 barg)
Flow Capacity	
Cv Options	C _v 0.04 (std) or C _v 0.2
Leak Rate	
Internal	Bubble Tight
External	Bubble Tight
Supply Pressure Effect	
C _v 0.04	0.6 psig/100 psig
C _v 0.2	1.5 psig/100 psig
Internal Volume	5.41 cc without fittings
Approx. Weight	2 lbs. (0.9 kg)
Operating Conditions	
Maximum Inlet	<i>based on C_v Option</i>
C _v 0.04	3,500 psig (240 barg)
C _v 0.2	1,250 psig (86 barg)
Outlet Options	
959	1 - 30 psig (2 barg) 3 - 100 psig (7 barg) 5 - 150 psig (10.3 barg)
NPR959	-25 in Hg - 0-30 psig
Temperature	-40°F to 150°F (-40°C to 65°C)

OFFER OF SALE:

The items described in this document are hereby offered for sale by Parker-Hannifin Corporation, its subsidiaries or its authorized distributors. This offer and its acceptance are governed by the provisions stated in the detailed "Offer of Sale" elsewhere in this document or available at www.parker.com/veriflo



WARNING USER RESPONSIBILITY

FAILURE OR IMPROPER SELECTION OR IMPROPER USE OF THE PRODUCTS DESCRIBED HEREIN OR RELATED ITEMS CAN CAUSE DEATH, PERSONAL INJURY AND PROPERTY DAMAGE. THIS DOCUMENT IS FOR REFERENCE ONLY. PLEASE CONSULT FACTORY FOR LATEST PRODUCT DRAWINGS AND SPECIFICATIONS

This document and other information from Parker-Hannifin Corporation, its subsidiaries and authorized distributors provide product or system options for further investigation by users having technical expertise.

The user, through its own analysis and testing, is solely responsible for making the final selection of the system and components and assuring that all performance, endurance, maintenance, safety and warning requirements of the application are met. The user must analyze all aspects of the application, follow applicable industry standards, and follow the information concerning the product in the current product catalog and in any other materials provided from Parker or its subsidiaries or authorized distributors.

To the extent that Parker or its subsidiaries or authorized distributors provide component or system options based upon data or specifications provided by the user, the user is responsible for determining that such data and specifications are suitable and sufficient for all applications and reasonably foreseeable uses of the components or systems.

The products described herein, including without limitation, product features, specifications, designs, availability and pricing are subject to change by Parker Hannifin Corp and its subsidiaries at any time without notice.

Proposition 65 Warning: This product contains chemicals known to the state of California to cause cancer or birth defects or other reproductive harm.

© 2009 Parker Hannifin Corporation



Use mobile device to scan this QR Code.

LitPN: 25000019

Rev: J

Date of Issue 05/2013



ENGINEERING YOUR SUCCESS.