



# Cartridges and Customised Products





# Cartridges

Polymer Cartridges									
Compressed Air							Fluids and Gases		
<b>3100</b> Carstick® Page 2-8	<b>3086</b> Quick Fitting Page 2-8	<b>3089</b> Quick Fitting Page 2-8	<b>3082</b> Quick Fitting Page 2-8	<b>3081</b> Quick Fitting Page 2-9	<b>3088</b> Quick Fitting Page 2-9	<b>3100 - Inch</b> Carstick® Page 2-8	<b>6300</b> Carstick® LIQUIfit® Page 2-10	<b>6300 - Inch</b> Carstick® LIQUIfit® Page 2-10	
									
Metal Cartridges									
Fluids and Gases									
<b>3600</b> Page 2-13	<b>3800</b> <b>3900</b> Page 2-13	<b>FTL</b> Page 2-13	<b>TLT</b> Disconnection Tool Page 2-13						
									
									

# Polymer Cartridges: LF 3000® and LIQUIfit® Carstick®, Quick Fitting

Parker Legris has developed the range of patented **Carstick®** cartridges guaranteeing **the integrity of the sealing system** before and after assembly in non-threaded cavities. The **compact design** of the one-piece Carstick® cartridge enables **automation** of your manufacturing process and improves the **reliability** of your system.

## Product Advantages

<b>Time-Saving</b>	<ul style="list-style-type: none"> <li>No thread to be machined for inserting the fitting into its cavity</li> <li>Seal pre-assembled, greased and protected</li> <li>Self-centring of the cartridge in the cavity</li> <li>Product protected against contamination, from manufacture to installation</li> <li>Possible to have several tube diameters in the same cavity (Quick Fitting)</li> </ul>
<b>Proven Technology</b>	<ul style="list-style-type: none"> <li>Technical performances of the LF 3000®</li> <li>Push-in connection</li> <li>Full flow</li> <li>Optimum flow at pressure and vacuum</li> <li>LIQUIfit® Carstick® compatible with drinking water and food fluids</li> </ul>
<b>Automated Installation</b>	<ul style="list-style-type: none"> <li>Ensures that the product will be correctly assembled</li> <li>Connection fully integrated in the cavity</li> <li>Carstick® packaging designed for an automatic assembly process</li> </ul>



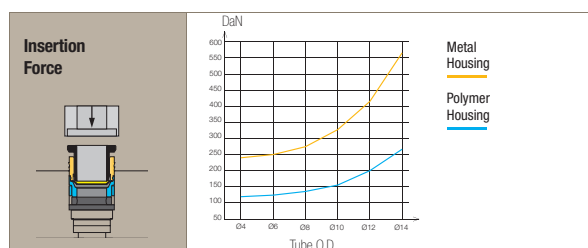
**Applications**

- Robotics
- Automotive Process
- Pneumatics
- Semi-Conductors
- Water & Beverage
- Packaging
- Vacuum


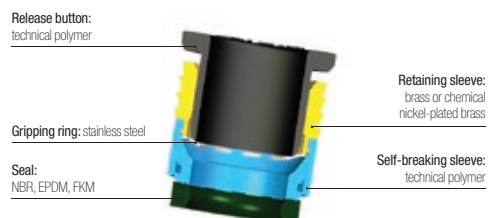
## Technical Characteristics

	LF 3000® Carstick® and Quick Fitting	LIQUIfit® Carstick®
<b>Compatible Fluids</b>	Compressed air	Food fluids, inert gases
<b>Working Pressure</b>	Vacuum to 20 bar	Vacuum to 16 bar*
<b>Working Temperature</b>	-20°C to +80°C	-10°C to +95°C*

Reliable performance is dependent upon the type of fluid conveyed, component materials and tubing being used. Guaranteed for use with a vacuum of 755 mm Hg (99% vacuum). \*The pressure/temperature information is shown in Chapter 1, in the "LIQUIfit®" section.



### Component Materials



**Silicone-free**

### Regulations

**LF 3000® Carstick® and Quick Fitting**  
 ISO 14743: Pneumatic fluid power, push-in fittings for thermoplastic tubes  
 DI: 2002/95/CE (RoHS), 2011/65/CE  
 DI: 97/23/CE (PED)

**LIQUIfit® Carstick®**  
 RG: 1935/2004/CE  
 FDA: 21 CFR 177.1550  
 NSF 51 to 95°C  
 ACS  
 DM 174 (Italy)

DI: 2002/95/CE (RoHS), 2011/65/CE  
 DI: 97/23/CE (PED)  
 WRAS  
 NSF/ANSI 61 - C HOT  
 KTW: cartridges on request

## Assembly Options

Cartridge solutions quickly pay for themselves when they enable production to be rationalised:

### Threaded Fittings

**For small quantities or non-standard assembly operations:**  
The threaded solution remains the most advantageous.



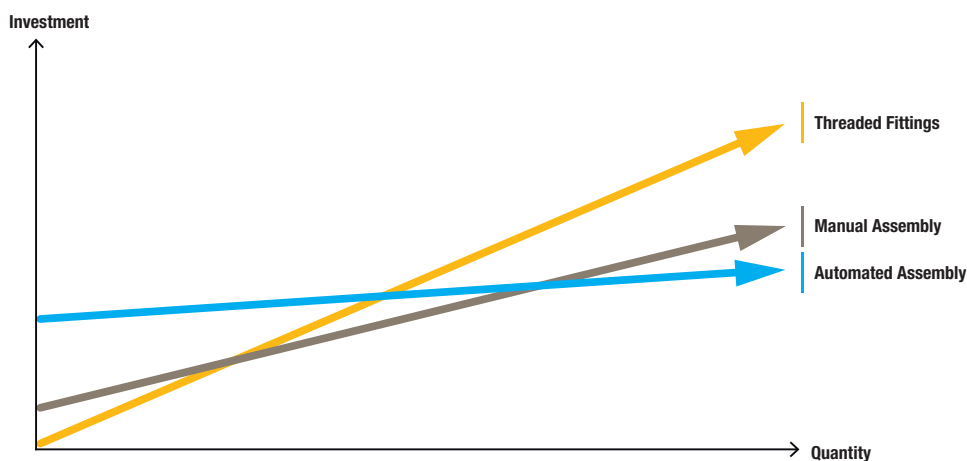
### Carstick®: Manual Assembly

**For medium quantities:**  
Assembly by manually-operated press offers the most economic solution.



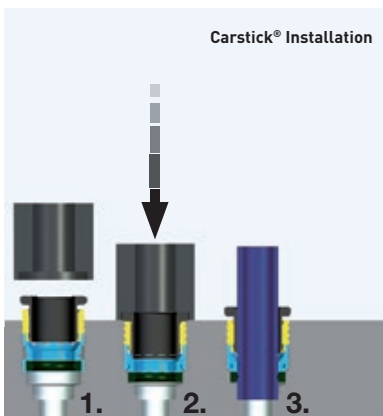
### Carstick®: Automated Assembly

**For repetitive operations and large quantities:**  
Investment in an automated manufacturing solution is quickly recovered, providing significant long-term savings.



## Installation

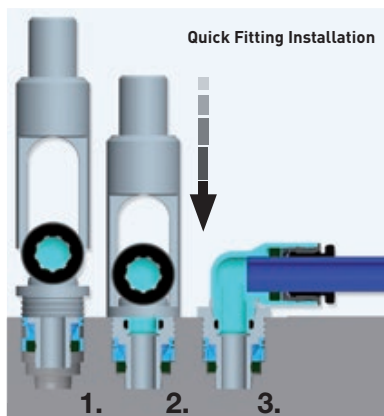
### Carstick® Installation



**Assembly tool:**  
For details on the assembly tool, please contact us.



### Quick Fitting Installation



**Assembly tool:**  
For details on the assembly tool, please contact us.



1. Self-centering of the cartridge in the cavity.
2. The seal protection is broken.  
The seal slides into the cavity.  
The cartridge is in place.

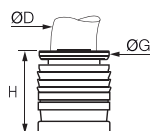


3. Tube connection.

# Polymer Cartridges for Compressed Air

## 3100 Carstick® Cartridge

Brass, NBR



ØD		G	G1	H	L	kg
4	<a href="#">3100 04 00</a>	8	11	10	554	0.001
6	<a href="#">3100 06 00</a>	10	14.5	11.5	629	0.002
8	<a href="#">3100 08 00</a>	13	15	15	794	0.002
10	<a href="#">3100 10 00</a>	15.5	19.5	17	930	0.005
12	<a href="#">3100 12 00</a>	19.5	21	19.5	1038	0.010
14	<a href="#">3100 14 00</a>	21	24.5	22.5	1110	0.013

50 cartridges per Carstick®.

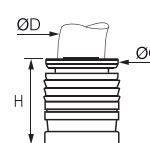
For cartridge Ø14, please consult us for the cavity dimensions.



## 3100 Carstick® Cartridge

Inch

Nickel-plated brass, NBR



ØD		G	G1	H	L	kg
1/8	<a href="#">3100 53 00 99</a>	7	10	9	508	0.002
1/4	<a href="#">3100 56 00 99</a>	10.5	14.5	12	600	0.003
3/8	<a href="#">3100 60 00 99</a>	15.5	19	16.5	930	0.006

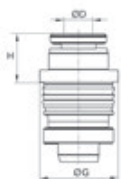
50 cartridges per Carstick®.

5/32" (4 mm) and 5/16" (8 mm) also available.



## 3086 Quick Fitting Reducer

Nickel-plated brass, NBR

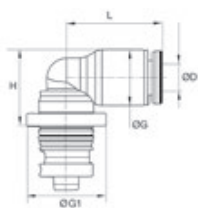


ØD		Cavity	G	H	kg
4	<a href="#">3086 04 06</a>	6	12.5	7	0.005
6	<a href="#">3086 06 08</a>	8	14	7.5	0.008

Available on request

## 3089 Quick Fitting Elbow

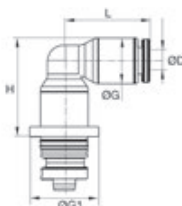
Technical polymer, nickel-plated brass, NBR



ØD		Cavity	G	G1	H	L	kg
4	<a href="#">3089 04 04</a>	4	9	12.5	11.5	15	0.004
	<a href="#">3089 04 06</a>	6	9	12.5	11.5	15	0.005
	<a href="#">3089 06 04</a>	4	11	12.5	14	17	0.004
6	<a href="#">3089 06 06</a>	6	11	12.5	12.5	17	0.006
	<a href="#">3089 06 08</a>	8	11	14.5	13	17	0.010
	<a href="#">3089 08 08</a>	8	13.5	14.5	16	23	0.011
8	<a href="#">3089 08 10</a>	10	13.5	19	16	23	0.021
	<a href="#">3089 10 10</a>	10	16	19	19	26.5	0.017
10	<a href="#">3089 10 12</a>	12	16	20	19	26.5	0.028
12	<a href="#">3089 12 12</a>	12	19	20	22	31	0.030

## 3082 Quick Fitting Extended Elbow

Technical polymer, nickel-plated brass, NBR



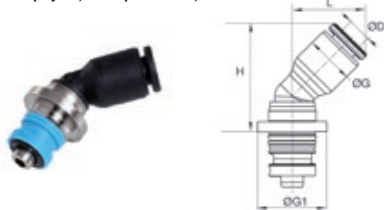
ØD		Cavity	G	G1	H	L	kg
4	<a href="#">3082 04 04</a>	4	9	12.5	16	15	0.006
	<a href="#">3082 04 06</a>	6	9	12.5	15	15	0.009
	<a href="#">3082 06 06</a>	6	9	12.5	23	19	0.010
6	<a href="#">3082 06 08</a>	8	10.5	14	29	18.5	0.014
	<a href="#">3082 08 08</a>	8	13.5	17	29.5	22.5	0.021
8	<a href="#">3082 08 10</a>	10	13.5	19	29	23	0.025
	<a href="#">3082 10 10</a>	10	16	20	33	26	0.029
10	<a href="#">3082 10 12</a>	12	16	20	33	26	0.040
12	<a href="#">3082 12 12</a>	12	19	23	39	31	0.056

Available on request

# Polymer Cartridges for Compressed Air

## 3081 Quick Fitting 45° Elbow

Technical polymer, nickel-plated brass, NBR

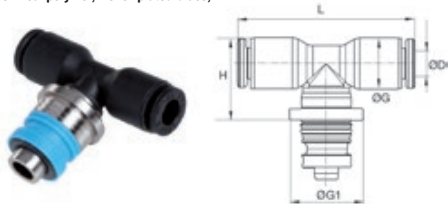


ØD		Cavity	G	G1	H	L	kg
4	<a href="#">3081 04 04</a>	4	9	12.5	19	13	0.004
6	<a href="#">3081 06 06</a>	6	11	12.5	22	14.5	0.006
8	<a href="#">3081 08 08</a>	8	13.5	14.5	26	19	0.011
10	<a href="#">3081 10 10</a>	10	16	19	30	22	0.017
12	<a href="#">3081 12 12</a>	12	19	20	35.5	26	0.031

Available on request

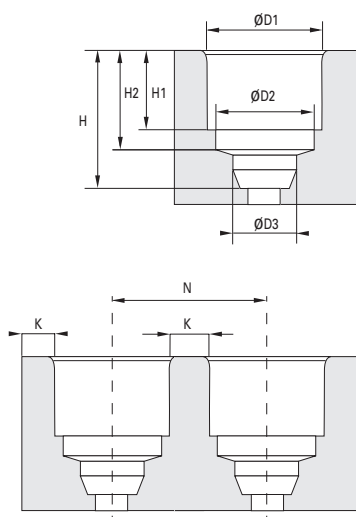
## 3088 Quick Fitting Tee

Technical polymer, nickel-plated brass, NBR



ØD		Cavity	G	G1	H	L	kg
4	<a href="#">3088 04 04</a>	4	9	12.5	14	30	0.005
	<a href="#">3088 04 06</a>	6	8.6	12.5	12.5	29.5	0.006
6	<a href="#">3088 06 06</a>	6	11	12.5	14.5	34	0.007
	<a href="#">3088 06 08</a>	6	10.6	14.5	15	33.5	0.011
8	<a href="#">3088 08 08</a>	8	14	14.5	19	46	0.013
	<a href="#">3088 08 10</a>	8	14	19	19	46	0.023
10	<a href="#">3088 10 10</a>	10	16	19	21	53	0.020
	<a href="#">3088 10 12</a>	10	16	20	21	53	0.031
12	<a href="#">3088 12 12</a>	12	19	20	24	61	0.035

## Cavity Dimensions



### Carstick® and Quick Fitting Metric

Cavity	ØD3	H	H1	H2
4	4.1	10	6	8.15
6	6.1	12	7.5	9.65
8	8.15	15.5	9.9	12.45
10	10.25	19	11.7	14.35
12	12.17	22	13.9	16.75

### Carstick® Inch

Cavity	ØD3	H	H1	H2
1/8	3.25	9.5	5.3	7.45
5/32*	4.1	10	6	8.15
1/4	6.45	12.5	8	10.15
5/16*	8.15	15.5	9.9	12.45
3/8	9.65	19	11.7	14.35

### Polyamide Cavity

Cavity	ØD1	ØD2	N*	N**	K
4	8.25	7.05	9.8	12.3	1.5
6	10.2	9.15	12.2	12.3	2
8	12.15	10.85	14.2	14.3	2
10	14.8	13.2	16.8	19	2
12	17.5	15.5	20	20.2	2.5

Cavity	ØD1	ØD2	N	K
1/8	7.05	6.02	8.6	1.5
5/32*	8.25	7.05	9.75	1.5
1/4	10.55	9.35	12.6	2
5/16*	12.15	10.85	14.2	2
3/8	14.8	13.1	16.8	2

### Aluminium Cavity

Cavity	ØD1	ØD2	N*	N**	K*	K**
4	8.25	7.5	11.5	12.3	3	1.5
6	10.3	9.15	13.5	12.3	3	2
8	12.2	10.85	15.2	15.2	3	2
10	15.05	13.2	17.1	19	2	2
12	17.5	15.5	20	20.2	2.5	2.5

Cavity	ØD1	ØD2	N	K
1/8	7.1	6.2	8.6	1.5
5/32*	8.25	7.05	11.25	3
1/4	10.6	9.35	12.65	2
5/16*	12.2	10.85	15.2	3
3/8	15.05	13.1	17.1	2

### Brass Cavity

Cavity	ØD1	ØD2	N*	N**	K*	K**
4	8.25	7.05	10.25	12.3	2	1.5
6	10.25	9.1	12.25	12.3	2	2
8	12.2	10.85	14.25	14.3	2	2
10	15.05	13.2	17.1	19	2	2
12	17.65	15.5	20	20.2	2.5	2.5

Cavity	ØD1	ØD2	N	K
1/8	7.1	6.2	8.6	1.5
5/32*	8.25	7.05	10.25	2
1/4	10.6	9.35	12.65	2
5/16*	12.2	10.85	14.25	2
3/8	15.05	13.1	17.1	2

Please consult us for detailed drawings of cavity dimensions and tolerances.

All our dimensions are in millimeters.

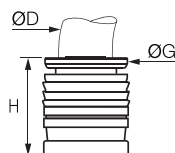
\*Carstick® / \*\*Quick Fitting

\*5/32" = 4 mm and 5/16" = 8 mm

# Polymer Cartridges for Fluids and Gases

## 6300 LIQUIfit® Cartridge

Brass, EPDM



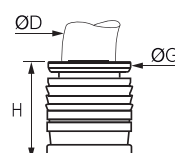
ØD		G	G1	H	L	kg
4	<a href="#">6300 04 00</a>	8	11	10	554	0.002
6	<a href="#">6300 06 00</a>	10	14.5	11.5	629	0.002
8	<a href="#">6300 08 00</a>	13	15	15	794	0.003
10	<a href="#">6300 10 00</a>	15.5	19.5	17	930	0.005
12	<a href="#">6300 12 00</a>	18.5	21	19.5	1038	0.010

50 cartridges per Carstick®



## 6300 LIQUIfit® Cartridge

Brass, EPDM



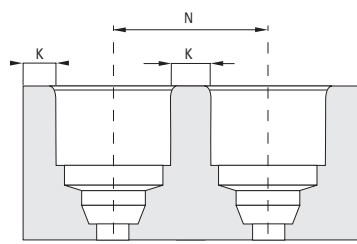
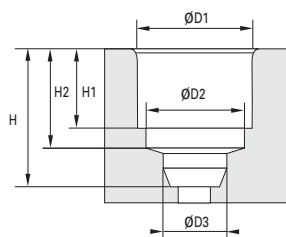
ØD		G	G1	H	L	kg
1/4	<a href="#">6300 56 00</a>	10.5	14.5	12.5	600	0.002
3/8	<a href="#">6300 60 00</a>	15.5	19	17	930	0.005
1/2	<a href="#">6300 62 00</a>	22	25	23	1038	0.011

50 cartridges per Carstick®

5/32" (4 mm) and 5/16" (8 mm) also available.



## LIQUIfit® Cavity Dimensions



### LIQUIfit® Carstick®

Metric

Cavity	ØD3	H	H1	H2
4	4.1	10	6	8.15
6	6.1	12	7.5	9.65
8	8.15	15.5	9.9	12.45
10	10.25	19	11.7	14.35
12	12.17	22	13.9	16.75

### LIQUIfit® Carstick®

Inch

Cavity	ØD3	H	H1	H2
1/8	3.25	9.5	5.3	7.45
5/32*	4.1	10	6	8.15
1/4	6.45	12.5	8	10.15
5/16*	8.15	15.5	9.9	12.45
3/8	9.65	19	11.7	14.35

### Polyamide Cavity

Cavity	ØD1	ØD2	N	K
4	8.25	7.05	9.8	1.5
6	10.2	9.15	12.2	2
8	12.15	10.85	14.2	2
10	14.8	13.2	16.8	2
12	17.5	15.5	20	2.5

Cavity	ØD1	ØD2	N	K
1/8	7.05	6.02	8.6	1.5
5/32*	8.25	7.05	9.75	1.5
1/4	10.55	9.35	12.6	2
5/16*	12.15	10.85	14.2	2
3/8	14.8	13.1	16.8	2

### Aluminium Cavity

Cavity	ØD1	ØD2	N	K
4	8.25	7.5	11.5	3
6	10.3	9.15	13.5	3
8	12.2	10.85	15.2	3
10	15.05	13.2	17.1	2
12	17.5	15.5	20	2.5

Cavity	ØD1	ØD2	N	K
1/8	7.1	6.2	8.6	1.5
5/32*	8.25	7.05	11.25	3
1/4	10.6	9.35	12.65	2
5/16*	12.2	10.85	15.2	3
3/8	15.05	13.1	17.1	2

### Brass Cavity


Cavity	ØD1	ØD2	N	K
4	8.25	7.05	10.25	2
6	10.25	9.1	12.25	2
8	12.2	10.85	14.25	2
10	15.05	13.2	17.1	2
12	17.65	15.5	20	2.5

Cavity	ØD1	ØD2	N	K
1/8	7.1	6.2	8.6	1.5
5/32*	8.25	7.05	10.25	2
1/4	10.6	9.35	12.65	2
5/16*	12.2	10.85	14.25	2
3/8	15.05	13.1	17.1	2

\*5/32" = 4 mm and 5/16" = 8 mm

Please consult us for detailed drawings of cavity dimensions and tolerances.

All our dimensions are in millimeters.



# Metal Cartridges

For full **compatibility** with **many fluids** and severe conditions **(+150°C)**, Parker Legris has developed two types of patented cartridges. Using our metal cartridges allows for **optimisation of installation configurations** and for the FTL, the possibility of removal.

## Product Advantages

<b>LF Cartridges</b>	All the advantages of the LF 3600, LF 3800 and LF 3900 fittings applied to cartridge technology
<b>LF 3600</b>	
<b>LF 3800</b>	All-metal product to provide the greatest mechanical strength and chemical resistance
<b>LF 3900</b>	Resistant at high temperatures (+150°C) Can be installed in either polymer or metal housings
<b>FTL Cartridge</b>	Possibility to have several tubing diameters in the same cavity Visible retention and sealing system, can be disassembled using the dedicated tool



Robotics  
Automotive Process  
Pneumatics  
Semi-Conductors  
Refrigeration  
Packaging  
Vacuum

Applications

## Technical Characteristics

LF 3600, LF 3800, LF 3900		FTL Cartridge		Regulations
Compatible Fluids	Fluids: see corresponding chapters	Compatible Fluids	Compressed air	<b>LF 3600, LF 3800, LF 3900</b> DI: 97/23/CE (PED) RG: 21 CFR (FDA) RG: 1935/2004/CE (minimum flow 0.02 l/hr) DI: 2011/65/CE (RoHS) USDA NSF H1: grease ASTM B733-04: self-catalytic nickel coating DI: 94/9/CE (ATEX)
Working Pressure	Vacuum to 30 bar	Working Pressure	0.01 to 16 bar	
Working Temperature	-20°C to +150°C	Working Temperature	-25°C to +80°C	
Component Materials	See corresponding chapters	Component Materials	Body: brass Release button: technical polymer Gripping ring: stainless steel Seals: NBR	
				<b>FTL</b> DI: 97/23/CE (PED) DI: 2011/65/CE (RoHS)

Reliable performance is dependent upon the type of fluid conveyed, component materials and tubing being used.  
Guaranteed for use with a vacuum of 755 mm Hg (99% vacuum).

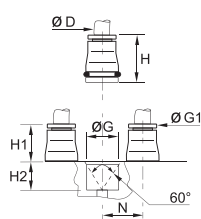
# Metal Cartridges for Fluids and Gases

## 3600

### One-Piece Cartridge



FDA chemical nickel-plated brass, FKM



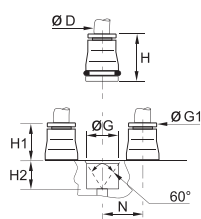
ØD		G	G1	H	H1	H2	N	kg
4	<a href="#">3600 04 00</a>	9.8	8	17	8.5	8.5	11	0.006
6	<a href="#">3600 06 00</a>	12.1	10	19	10.5	8.5	13.5	0.009
8	<a href="#">3600 08 00</a>	14.8	13	21	12.5	8.5	16	0.012
10	<a href="#">3600 10 00</a>	17.5	15	24.5	14	10.5	20	0.019
12	<a href="#">3600 12 00</a>	20	17	25	14.5	10.5	22.5	0.023
14	<a href="#">3600 14 00</a>	22	20	28.5	16.5	12	25	0.031

## 3800/3900

### One-Piece Cartridge



Stainless steel 316L, FKM



ØD			G	G1	H	H1	H2	N	kg
4	<a href="#">3800 04 00</a>	<a href="#">3900 04 00</a>	9.8	8	17	8.5	8.5	11	0.006
6	<a href="#">3800 06 00</a>	<a href="#">3900 06 00</a>	12.1	10	19	10.5	8.5	13.5	0.008
8	<a href="#">3800 08 00</a>	<a href="#">3900 08 00</a>	14.8	13	21	12.5	8.5	16	0.012
10	<a href="#">3800 10 00</a>	<a href="#">3900 10 00</a>	17.5	15	24.5	14	10.5	20	0.019
12	<a href="#">3800 12 00</a>	<a href="#">3900 12 00</a>	20	17	25	14.5	10.5	22.5	0.022

3800: collet in stainless steel 303

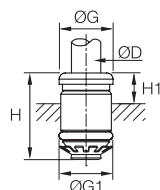
3900: collet in stainless steel 316L

Cavity dimensions are available in chapter 2.

## FTL

### Cartridge

Brass, NBR



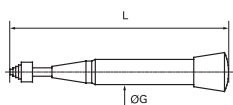
ØD	Cavity		G	G1	H	H1	H2	kg
4	4	<a href="#">FTL4</a>	8	8	14.5	4.5	7.5	0.003
4	6	<a href="#">FTL6-4</a>	8	10	17	4.5	9.5	0.003
6	6	<a href="#">FTL6</a>	10.5	10	17	4.5	9.5	0.004
4	8	<a href="#">FTL8-4</a>	8	12	17.5	5	10.5	0.008
6	8	<a href="#">FTL8-6</a>	10.5	12	18	5.5	11	0.008
8	8	<a href="#">FTL8</a>	13.5	12	19	6.5	12	0.005

\* Can be mounted in a short hole with extremely close porting

## TLT

### Dismounting Tool

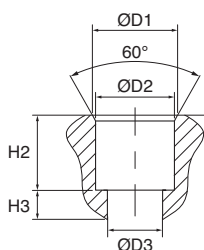
Nickel-plated brass



	G	L	kg
<a href="#">TLT</a>	28	156	0.235

\* Can be mounted in a short hole with extremely close porting

## Cavity Dimensions



### FTL Cartridge

Cavity	ØD1	ØD2	ØD3	H2	H3
4	9	8	5.5	9	1.5
6	11	10	8	11	1.5
8	13	12	8.5	11.5	1.5
4C*	9	8	5.5	6	1.5
6C*	11	10	8	6	1.5
8C*	13	12	8.5	6	1.5

\*Can be mounted in a short hole with extremely close porting

# Customised Solutions

Parker Legris has made **the development of customised products** one of its specialities. These dedicated products provide our customers with a **technical and economic solution** which fully meets their needs.

## Customised Solution Development Process

- 1. Define the Function Parameters**  
Specify the pressure, temperature, environment, fluids, materials and product function you need.  
Estimate the quantity requirements.  
Our product engineers are available to help you refine your requirements.
- 2. Send Your Request to our Technical Department**  
Complete the online request form at [www.parkerlegris.com](http://www.parkerlegris.com), "Special Products".  
Specify your quantities, technical and commercial requirements.
- 3. Request Analysis**  
We assess the feasibility of the product based on the information you have sent us.  
We carry out a technical study and produce drawings (prototypes and testing as necessary).
- 4. Parker Legris Proposes the Customised Solution**  
We submit the optimum technical and commercial proposal.  
If our proposal is accepted, we launch the production process.
- 5. Serial Production**  
We will continually update you as to the status of your order and delivery date.

# Customised Products

## Cartridges




## Fittings



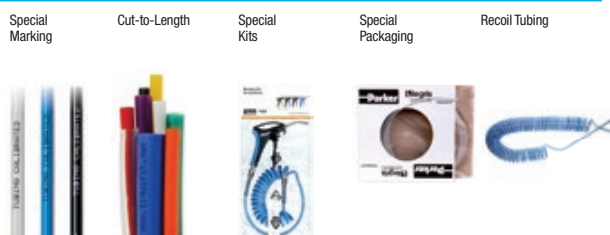
## Function Fittings



## Multi-Connectors and Manifolds




## Tubing and Blowguns



## Valves



## Skilled and Dedicated People Provide You with the Best Solution



**More than 40 years' experience** in the design of push-in fittings also means more than 40 years spent in producing customised solutions for our customers.

We have a team of motivated and experienced engineers skilled in using the latest design tools: calculation and digital simulation tools, CAD, rheology (plastic injection modelling), quick prototyping and performance measuring in the laboratory.

# Customised Fittings

To meet your needs, we can re-engineer the design of our fittings.

To complement our wide range of fittings, we can offer customised products.

Longer threads, different types of seal, special grease, specific cleaning processes, colours, packaging, etc. are all parameters which we can easily modify.



## Low Temperature Carstick®

Resistant at -40°C



## Filter Fittings for Medical and Clean Room Applications

Designed specifically for the filtration of air and gas

Can be made available with cleanliness specifications meeting requirements for medical processes and clean rooms



## Metal Cartridges

Cartridges adapted to the client's dimensional and environmental requirements

Combination of the patented Carstick® system (seal protection) and LF 3600 performance levels



## Multi-Component Stud Cartridges

Direct installation into a cavity with no thread

Can be custom-designed: seal, release button, etc.



## Built-In Cartridge

Designed to be extremely compact, this cartridge can be built right into a cavity with no thread, and can also be disassembled



## Fitting for Life Sciences & Clean Rooms

Specific gripping feature, cleanliness, oxygen-compatible grease

Reinforced leak testing

Special packaging



## Fitting with Silencer, Two-in-One

Meeting requirements for saving space, this lightweight component includes a push-in connection as well as a silencer function



## Fitting for the Transmission of Deionised Cooling Water in Frequency Inverters

Water-resistant materials

Stainless steel threads

Special seals



#### 150°C Stud Fitting

Developed for use in steam circuits of coffee machines  
Extreme pressure and temperature resistance  
Fully compatible with drinking water circuits



#### Fitting for the Transmission of Water in Ceiling-Mounted Air Conditioning Systems

Brass body  
Double seal  
Crimped to hose



#### Orifice Fitting

Allows accurate flow regulation  
Minimum orifice diameter: 0.5 mm



#### Safety Standpipe Fitting

Perfect tear resistance  
Designed for applications with extremely high cadences




#### Non-Return Valve

Developed for systems carrying breathable air  
Low cracking threshold  
Oxygen-compatible grease, cleanliness



#### Compact Flow Regulator with Recessed Screw and FKM Seals

Improved external chemical resistance  
Custom logo



#### Multi-Connector

Allows disconnection of up to 16 tubes in a single operation  
Compact design suitable for the operating environment



#### Polymer Body with Integrated Fittings

For connection of pneumatic lines between the truck cab and chassis




#### Polymer Manifold

Reinforced integrated connections  
Dedicated to the distribution of compressed air for truck auxiliary systems e.g. cab seat, air horn, gauges...

# Customised Tubing and Blowguns

**We can adapt the formulation of polymers and customise tubing or blowguns to suit your requirements.**

We can offer custom modifications such as: special additives and materials, non-standard diameters, customised marking, specific packaging, custom colours, custom tube cutting, pre-formed tubing, packaged solutions (tubes + fittings or couplers, blowgun kits).



Tube marked with customer's name  
Tubes cut to specific lengths



Upon request, Parker Legris can propose any type of coiled tubing  
All material available for standard requests can be adapted for recoil tubing



Marked with the customer's logo and part number  
In lengths of 5 m, 10 m, 25 m, 50 m and 100 m, depending on the tube material  
For flexible or semi-rigid tubing  
Optimised tube packaging  
Easy identification of the tube type  
Integrated reel for easy handling



Marked with the customer's logo and part number  
Up to 1000 m lengths  
Immediate identification of the tube for easy handling  
Suitable for workshop hose reels



Blowgun customised in customer's colours  
Specific logo  
Customised packaging



Production of a "tube + coupler + blowgun" assembly in dedicated and customised packaging

# Customised Valves

**Over and above our range of standard valves, Parker Legris can supply application-specific valves adapted to our customers' environment.**

We offer custom modifications such as: longer threads, different types of seal, special grease, lever options, specific cleaning process, materials and surface treatments, assemblies, etc.



## Transport Valve

Mounted on the wheel rims of armoured vehicles  
For managing tyre pressures through an integrated inflation valve



## Auto-Process Valve

Designed to simultaneously control both the inlet and outlet of a cooling line  
Also allows one of the lines to be closed independently



## Valve for Breathable Air

Dedicated to the transmission of oxygen-enriched air in hospital networks  
Special seals, cleanliness, specific grease, very high reliability