

HF1200 & HFT1200 Series

Single Stage, High Flow Pressure Regulator
 High Sensitivity, Stainless Steel



Value Proposition:

The HF1200 and HFT1200 regulators offer high flow capability with an inlet pressure up to 1,250 psig. The large convoluted Hastelloy C-22® diaphragm provides stable pressure control over the operational range of the regulator.

The combined high flow and high inlet pressure increases the application range of the regulator thus reducing regulator inventories.

The HFT1200's tied diaphragm provides positive shut off for hazardous gas applications.



Contact Information:

Parker Hannifin Corporation
Veriflo Division
 250 Canal Blvd
 Richmond, California 94804

phone 510 235 9590
 fax 510 232 7396
 veriflo.sales@parker.com

www.parker.com/veriflo
 Mobile App: m.parker.com/veriflo

Product Features:

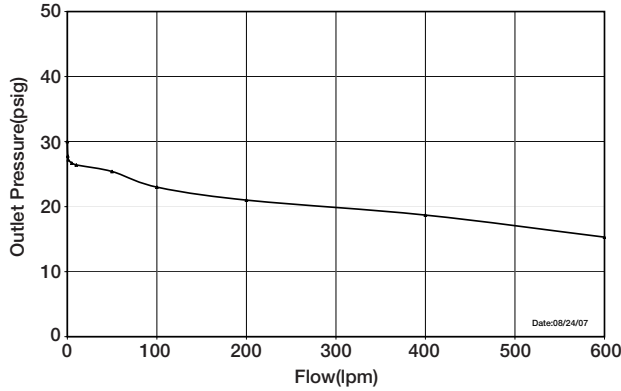
- High inlet pressure with 1.2 Cv to meet a variety of applications
- Hastelloy C-22® diaphragm for high corrosion resistance
- HFT offers a tied diaphragm for positive shut off
- Large convoluted diaphragm provides stable pressure control
- Seat material selection for media compatibility
- 59% greater effective diaphragm area over competitive products

HF1200 & HFT1200 Series

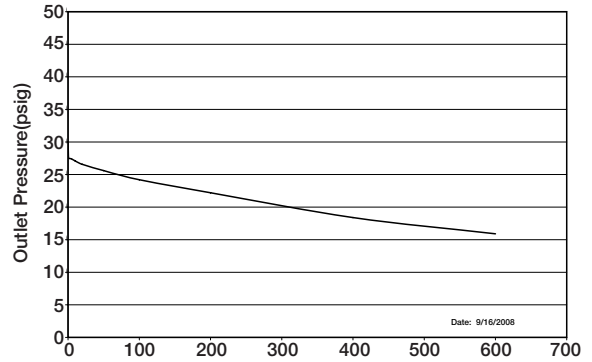
Flow Curves

Additional flow curves available upon request

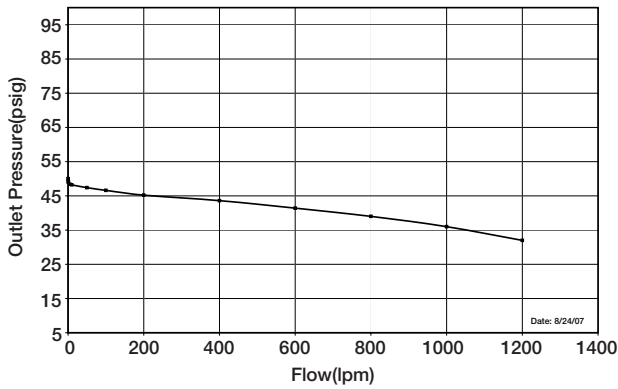
HF1200 Regulator with 3/4" tube fittings
Inlet Pressure: 50 psig, N2
Outlet Pressure: 30 psig



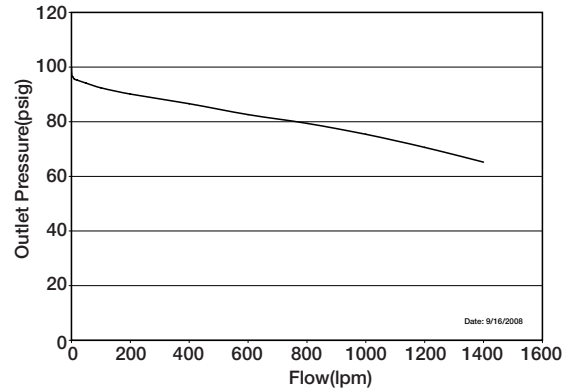
HFT1200 Regulator with 1/2" Face Seal Connections
Inlet Pressure: 50 psig, N2
Outlet Pressure: 30 psig



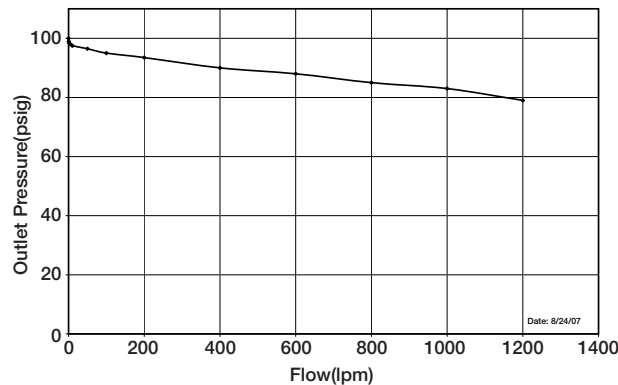
HF1201 Regulator with 3/4" tube fittings
Inlet Pressure: 100 psig, N2
Outlet Pressure: 50 psig



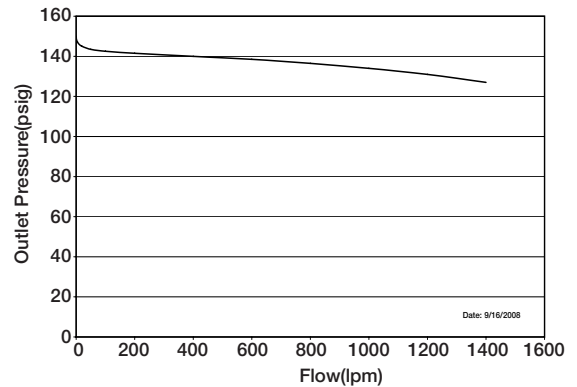
HFT1201 Regulator with 1/2" Face Seal Connections
Inlet Pressure: 120 psig, N2
Outlet Pressure: 100 psig



HF1202 Regulator with 3/4" tube fittings
Inlet Pressure: 120 psig, N2
Outlet Pressure: 100 psig



HFT1202 Regulator with 1/2" Face Seal Connections
Inlet Pressure: 600 psig, N2
Outlet Pressure: 150 psig

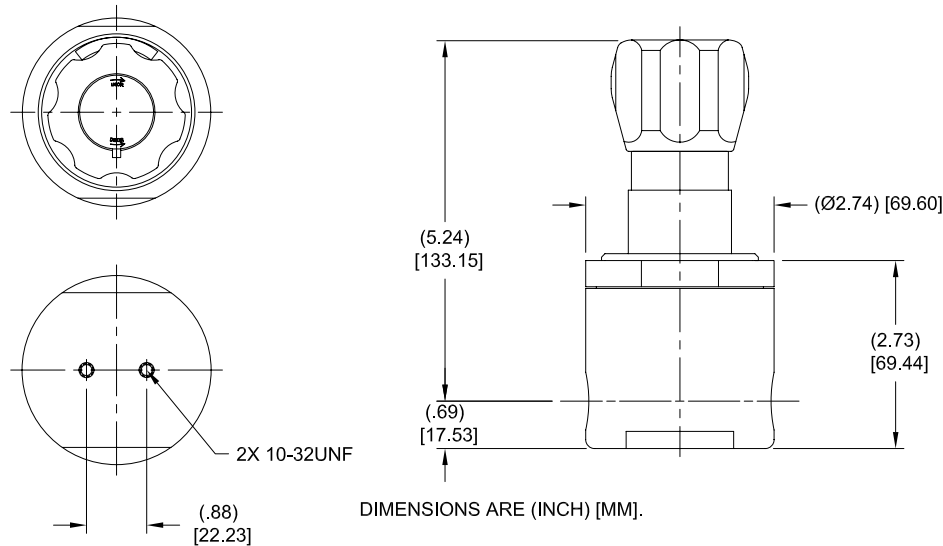


Safety Guide and Installation and Operating Instructions available at

www.parker.com/veriflo

HF1200 & HFT1200 Series

Dimensional Drawing



Ordering Information

Build a HF1200 or HFT1200 Series regulator by replacing the numbered symbols with an option from the corresponding tables below.

Color Explanations: Black = Standard Lead Time Configurations
 Blue = Extended Lead Time Configurations
 Green *Italic* = Express Service Program (ESP)

For an explanation of Ordering options please reference literature 25000275 at www.parker.com/veriflo

Sample: **HFT12 01 S K 3P 2 8 B**

Finished Order: **HFT1201SK3P28B**

1 Basic Series
 HF12 (Non-Tied Diaphragm)
 HFT12 (Tied Diaphragm)

2 Pressure Range
 00 = 5 - 50 psig
 01 = 5 - 100 psig
 15 = 5 - 150 psig
 02 = 20 - 200 psig

3 Body Material
 S = 316L Stainless Steel

4 Seat Material
 K = PCTFE
 V = Vespel®

5 Porting
 2P = 2 Ports *No X required for gauges, Inlet & outlet ports only*
 3P = 3 Ports *One X for gauge port*
 4P = 4 Ports *Two X for gauge port*
 4PB = 4 Ports *One X for gauge port*
See Regulator Porting Guide for additional options and port layouts

6 Outlet Gauge
 VX = -30 in Hg 0 - 150 psig
- HFT1200 only.
 OL = 0 - 60 psig
 01 = 0 - 100 psig
 2 = 0 - 200 psig
 X = No Gauge
Additional ranges available upon request

7 Inlet Gauge
 20 = 0 - 2000 psig
 X = No Gauge
Additional ranges available upon request

8 Port Style
 8 = 1/2" NPT Female
 8T = 1/2" A-LOK®
 12T = 3/4" A-LOK®
1/4" NPT Gauge Ports are Standard

9 Place Holder
 B = Place Holder

HF1200 & HFT1200 Series

Specifications

Materials of Construction	
Wetted	
Body	316L Stainless Steel
Diaphragm	Hastelloy C-22®
Poppet	316L Stainless Steel
Poppet Spring	316L Stainless Steel
Seat Retainer	316L Stainless Steel
Seat Options	PCTFE (std) or Vespel®
Non-wetted	
Cap	Nickel Plated Brass
Nut	17 - 4 PH
Knob	ABS (Black)
Operating Conditions	
Maximum Inlet	1,250 psig (86 barg)
Outlet Options	5 -50 psig (3 barg)
	5 -100 psig (7 barg)
	5 -150 psig (10 barg)
	20 - 200 psig (14 barg)
Temperature	-40°F to 150°F (-40°C to 66°C)

Functional Performance	
Design	
Burst Pressure	3,750 psig (259 barg)
Proof Pressure	1,875 psig (129 barg)
Flow Capacity	C _v 1.2
Leak Rate	
Internal	Bubble Tight
External	Bubble Tight
Supply Pressure Effect	5.4 psig / 100 psig
Approx. Weight	4.2 lbs. (1.9 kg)
Surface Finish	10 micro inch Ra

Vespel® is a registered trademark of DuPont Performance Elastomers L.L.C.
Hastelloy C-22® is a registered trademark of Haynes International, Inc.
A-LOK® is a registered trademark of Parker Hannifin Corporation

For additional information on materials of construction, functional performance and operating conditions, please contact factory.

OFFER OF SALE:

The items described in this document are hereby offered for sale by Parker-Hannifin Corporation, its subsidiaries or its authorized distributors. This offer and its acceptance are governed by the provisions stated in the detailed "Offer of Sale" elsewhere in this document or available at www.parker.com/veriflo



FAILURE OR IMPROPER SELECTION OR IMPROPER USE OF THE PRODUCTS DESCRIBED HEREIN OR RELATED ITEMS CAN CAUSE DEATH, PERSONAL INJURY AND PROPERTY DAMAGE. THIS DOCUMENT IS FOR REFERENCE ONLY. PLEASE CONSULT FACTORY FOR LATEST PRODUCT DRAWINGS AND SPECIFICATIONS

This document and other information from Parker-Hannifin Corporation, its subsidiaries and authorized distributors provide product or system options for further investigation by users having technical expertise.

The user, through its own analysis and testing, is solely responsible for making the final selection of the system and components and assuring that all performance, endurance, maintenance, safety and warning requirements of the application are met. The user must analyze all aspects of the application, follow applicable industry standards, and follow the information concerning the product in the current product catalog and in any other materials provided from Parker or its subsidiaries or authorized distributors.

To the extent that Parker or its subsidiaries or authorized distributors provide component or system options based upon data or specifications provided by the user, the user is responsible for determining that such data and specifications are suitable and sufficient for all applications and reasonably foreseeable uses of the components or systems.

The products described herein, including without limitation, product features, specifications, designs, availability and pricing are subject to change by Parker Hannifin Corp and its subsidiaries at any time without notice.

Proposition 65 Warning: This product contains chemicals known to the state of California to cause cancer or birth defects or other reproductive harm.

© 2009 Parker Hannifin Corporation



Use mobile device to scan this QR Code.

LitPN: 25000198

Rev: J Date of Issue 04



Hanley Controls Clonmel Ltd
Gortnafleur, Clonmel, Co. Tipperary
Tel: +353 (0)52 6122722
e-mail: info@hcc.ie
web: www.hcc.ie

ENGINEERING YOUR SUCCESS.