


HFR900 Series

Single Stage, High Flow Pressure Regulator
 Stainless Steel or Brass



Value Proposition:

The HFR900 Series regulator is designed and engineered for high flow rate applications requiring a compact pressure regulator for control.

The HFR900 Series regulator can be used with corrosive and non-corrosive gases and meets most high flow requirements with less than 500 psig supply pressure.



Contact Information:

Parker Hannifin Corporation
Veriflo Division
 250 Canal Blvd
 Richmond, California 94804

phone 510 235 9590
 fax 510 232 7396
 veriflo.sales@parker.com

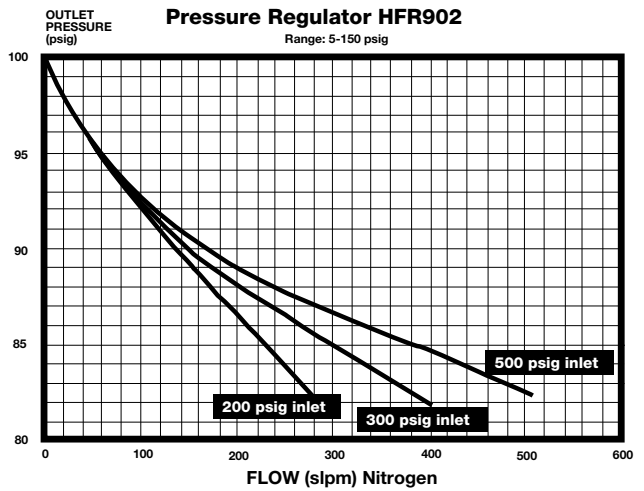
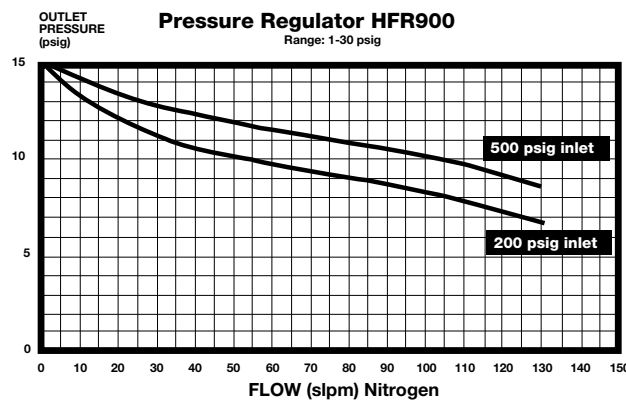
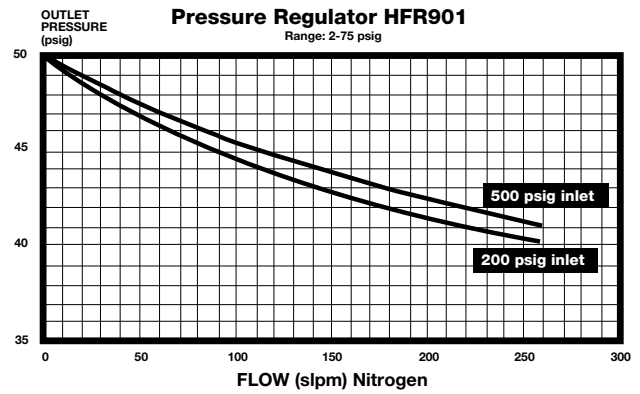
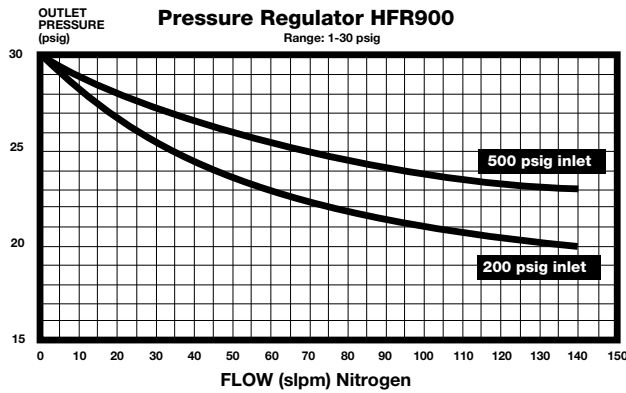
www.parker.com/veriflo
 Mobile App: m.parker.com/veriflo

Product Features:

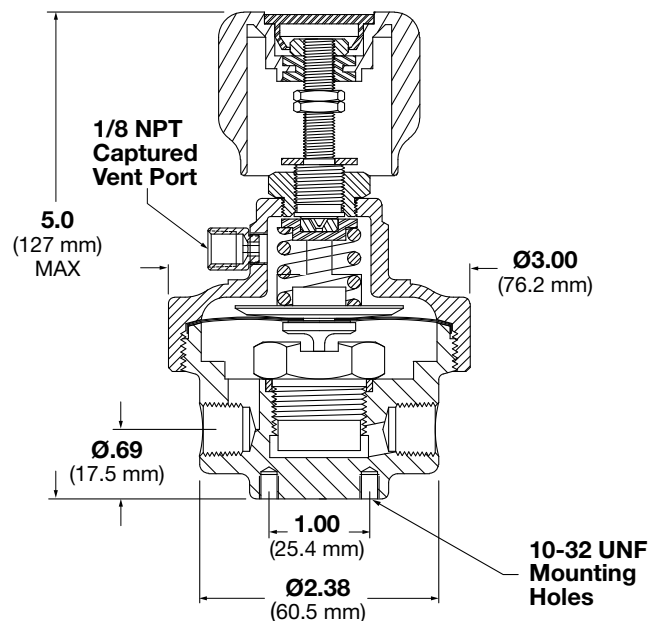
- Self-contained, replaceable valve seat assembly
- Over 20 years of proven reliability
- Cleaned for O₂ Service is standard
- Available in Brass or 316L Stainless Steel
- 1/8" NPT Captured vent port is standard
- Large orifice for high flow (up to 500 LPM)
- Large diaphragm for higher sensitivity
- Dome Load, Relief Valve, Panel Mount and Tamper Proof options available

HFR900 Series

Flow Curves



Dimensional Drawing



Safety Guide and Installation and Operating Instructions available at
www.parker.com/veriflo

HFR900 Series

Ordering Information


Build a HFR900 Series Regulator by replacing the numbered symbols with an option from the corresponding tables below.


Color Explanations: Black = Standard Lead Time Configurations
Blue = Extended Lead Time Configurations
Green *Italic* = Express Service Program (ESP)


For an explanation of Ordering options please reference literature 25000275 at www.parker.com/veriflo


Sample: **HFR90**  **0**  **S**  **4P**  **03**  **6**  **4**  **K** 


Finished Order: **HFR900S4P0364K**


 **1 Range**
0 = 1 - 30 psig
1 = 2 - 75 psig
2 = 5 - 150 psig


 **2 Body Material**
B = Brass
S = 316L Stainless Steel

 **3 Porting**
2P = 2 Ports *No X required for gauges, inlet & outlet ports only*
3P = 3 Ports *One X for gauge port*
4P = 4 Ports *Two X's for gauge ports*
4PB = 4 Ports *One X for gauge port*
See Regulator Porting Guide for additional options and port layouts

 **4 Outlet Gauge**
03 = 0 - 30 psig
OL = 0 - 60 psig
01 = 0 - 100 psig
2 = 0 - 200 psig
X = No Gauge
Additional ranges available upon request

 **5 Inlet Gauge**
4 = 0 - 400 psig
6 = 0 - 600 psig
X = No Gauge
Additional ranges available upon request

 **6 Port Style**
4 = 1/4" NPT Female
6 = 3/8" NPT Female
8 = 1/2" NPT Female
4T = 1/4" A-LOK®
6T = 3/8" A-LOK®
8T = 1/2" A-LOK®
All Gauge ports are 1/4" NPT Female

 **7 Seat Material**
K = Perfluoroelastomer (FFKM)
200 psig max
V = Fluorocarbon (FKM)
500 psig max

 **8 Optional Features**
This section can have multiple options
NP = Nickel Plate *Brass bodies only*
PM = Panel Mount *Captured vent not available*
R = Relief Valve *Fluorocarbon seal - 4PB Only*

Additional configurations available upon request

Note: Veriflo reserves the right to plug NPT ports. If a true ported body is required, please contact Customer Service.

HFR900 Series

Specifications

Materials of Construction	
Wetted	
Body Options	316L Stainless Steel (std) or Brass
Diaphragm	316L Stainless Steel, PTFE Lined
Nozzle Assembly	
Nozzle Body Options	316L Stainless Steel (std) or Brass
Seat Options	(K) Perfluoroelastomer (FFKM) or (V) Fluorocarbon (FKM)
Screen	316L Stainless Steel
Retaining Ring	15-7 PH
Gasket	PTFE
Washer	316L Stainless Steel
Spring	316 Stainless Steel
Non-wetted	
Cap Options	Nickel Plated Brass (std) or Brass
Knob	ABS

Functional Performance	
Design	
Burst Pressure	1,500 psig (103 barg)
Proof Pressure	750 psig (52 barg)
Flow Capacity	C_v 0.85
Leak Rate	
Internal	Bubble Tight
External	Bubble Tight
Internal Volume	38 cc without fittings
Approx. Weight	2.5 lbs. (1.2 kg)
Operating Conditions	
Maximum Inlet	<i>Based upon seat option</i>
Fluorocarbon	500 psig (35 barg)
Perfluoroelastomer	200 psig (14 barg)
Outlet Options	1 - 30 psig (0.06 - 2 barg)
	2 - 75 psig (0.1 - 5 barg)
	5 - 150 psig (0.3 - 10 barg)
Temperature	-40°F to 150°F (-40°C to 66°C)

For additional information on materials of construction, functional performance and operating conditions, see Regulator Technical Bulletin.

A-LOK® is a registered trademark of Parker Hannifin Corporation

OFFER OF SALE:

The items described in this document are hereby offered for sale by Parker-Hannifin Corporation, its subsidiaries or its authorized distributors. This offer and its acceptance are governed by the provisions stated in the detailed "Offer of Sale" elsewhere in this document or available at www.parker.com/veriflo



FAILURE OR IMPROPER SELECTION OR IMPROPER USE OF THE PRODUCTS DESCRIBED HEREIN OR RELATED ITEMS CAN CAUSE DEATH, PERSONAL INJURY AND PROPERTY DAMAGE. THIS DOCUMENT IS FOR REFERENCE ONLY. PLEASE CONSULT FACTORY FOR LATEST PRODUCT DRAWINGS AND SPECIFICATIONS

This document and other information from Parker-Hannifin Corporation, its subsidiaries and authorized distributors provide product or system options for further investigation by users having technical expertise.

The user, through its own analysis and testing, is solely responsible for making the final selection of the system and components and assuring that all performance, endurance, maintenance, safety and warning requirements of the application are met. The user must analyze all aspects of the application, follow applicable industry standards, and follow the information concerning the product in the current product catalog and in any other materials provided from Parker or its subsidiaries or authorized distributors.

To the extent that Parker or its subsidiaries or authorized distributors provide component or system options based upon data or specifications provided by the user, the user is responsible for determining that such data and specifications are suitable and sufficient for all applications and reasonably foreseeable uses of the components or systems.

The products described herein, including without limitation, product features, specifications, designs, availability and pricing are subject to change by Parker Hannifin Corp and its subsidiaries at any time without notice.

Proposition 65 Warning: This product contains chemicals known to the state of California to cause cancer or birth defects or other reproductive harm.

© 2009 Parker Hannifin Corporation



Use mobile device to scan this QR Code.

LitPN: 25000035

Rev: E

Date of Issue 04/2013



Hanley Controls Clonmel Ltd
 Gortnafleur, Clonmel, Co. Tipperary
 Tel: +353 (0)52 6122722
 e-mail: info@hcc.ie
 web: www.hcc.ie

ENGINEERING YOUR SUCCESS.