



# Principle and Advantages of the Push-In Fitting

The **push-in fitting** is the most intuitive way of connecting tubes to a fitting in order to create a fluid distribution network. Thanks to its **quick installation**, versatility and **exceptional lifespan**, the push-in fitting contributes to improving machine efficiency. Moreover, the advanced patented design of the LF 3000® contributes to reducing **total cost of use**.

Connection	Assembly	Sealing and 100 % Leak-Tested
<ul style="list-style-type: none"> <li>Manual connection and disconnection without the use of tools</li> <li>Release button available in 5 colours, to identify different circuits</li> </ul>	<p>All straight connectors are fitted with an internal hexagon for ease of assembly with the use of an Allen spanner. This enables assembly in restricted spaces.</p>	<p>The quality of the sealing material, selected specifically for the application, ensures excellent longevity of the fitting. In this way, Parker Legris offers the best return on investment on the market.</p>
	<h3>Threads</h3> <div>  <p>BSPP and metric</p> </div> <div>  <p>BSPT, NPT and NPTF</p> </div>	<h3>Quality of Design</h3> <ul style="list-style-type: none"> <li>Unique and patented sealing technology</li> <li>Rigorous selection of materials: NBR: ideally suited for compressed air EPDM: perfectly suited for food and beverage FKM: all fluids and high temperatures</li> <li>100 % leak-tested in the production process</li> </ul>
	<h3>Close Porting Assembly</h3> <div>  </div> <p>Our fittings are designed for internal (above) or external assembly.</p>	<h3>Benefits of Use</h3> <ul style="list-style-type: none"> <li>The lowest leak rate on the market, whatever the temperature and length of use</li> <li>Perfectly suited to primary vacuum</li> <li>Full bore for optimum flow</li> <li>Optimum gripping of tube guaranteed</li> </ul>
Gripping Ring Technology	Gripping with Collet	Gripping with Reversed Collet
<ul style="list-style-type: none"> <li>Ideal for polymer tubing, even for soft tubing</li> <li>Excellent tube guidance</li> <li>No tube movement under pressure</li> <li>Very compact solution</li> </ul>	<ul style="list-style-type: none"> <li>For polymer and grooved metal tubing (groove drawings available on request)</li> <li>Resistant to high pressure, excellent lifespan</li> <li>Robust solution for harsh environments</li> </ul>	<ul style="list-style-type: none"> <li>For rigid polymer and grooved metal tubing</li> <li>Resistant to high pressure</li> <li>Excellent durability</li> <li>Optimum sealing</li> </ul>
		

# Push-In Fittings

## LF 3000® Push-In Fittings

[P. 1-4]



**Fluids:** compressed air

**Materials:** technical polymer, nickel-plated brass, NBR

**Pressure:** 20 bar

**Temperature:** -20°C to +80°C

**Ø metric:** 3 mm to 16 mm

**Ø inch:** 1/8" to 1/2"

## LF 3200 Push-In Fittings (3 mm)

[P. 1-39]



**Fluids:** compressed air, non-corrosive fluids

**Materials:** chemical nickel-plated brass, NBR

**Pressure:** 20 bar

**Temperature:** -15°C to +80°C

**Ø metric:** 3 mm

## LIQUIfit® Push-In Fittings

[P. 1-44]



**Fluids:** water, beverages, coolants, inert gases

**Materials:** biopolymer, EPDM, nickel-plated brass or stainless steel

**Pressure:** 16 bar

**Temperature:** -10°C to +95°C

**Ø metric:** 4 mm to 12 mm

**Ø inch:** 5/32" to 1/2"

## LF 6270 Connectors for Optic Fibre Networks

[P. 1-73]



**Fluids:** compressed air, industrial water

**Materials:** technical polymer, NBR

**Pressure:** 25 bar

**Temperature:** -20°C to +80°C

**Ø metric:** 5 mm to 14 mm

## Prestomatic Push-In Fittings

[P. 1-83]



**Fluids:** compressed air

**Materials:** technical polymer, brass, NBR

**Pressure:** 25 bar

**Temperature :** -50°C to +100°C

**Ø metric:** 6 mm to 16 mm

## Braking System Adaptors

[P. 1-90]



**Fluids:** compressed air

**Materials:** brass, NBR

**Pressure:** 25 bar

**Temperature:** -40°C to +100°C

## LF 3600 Push-In Fittings

[P. 1-95]



**Fluids:** compressed air, slightly corrosive industrial fluids

**Materials:** high phosphorus nickel-plated brass, FKM

**Pressure:** 30 bar

**Temperature:** -25°C to +150°C

**Ø metric:** 4 mm to 14 mm

## LF 6100 Push-In Fittings

[P. 1-107]



**Fluids:** compressed air, oil, water

**Materials:** brass, NBR

**Pressure:** 60 bar

**Temperature:** -40°C to +120°C

**Ø metric:** 4 mm to 10 mm

## LF 3800/LF 3900 Push-In Fittings

[P. 1-113]



**Fluids:** industrial fluids, chemicals, medical fluids, beverages

**Materials:** stainless steel, FKM

**Pressure:** 30 bar

**Temperature :** -25°C to +150°C

**Ø metric:** 4 mm to 12 mm

**Ø inch:** 3/16" to 1/2"

For more details on these ranges, you will find a selection guide in the "Introduction" section of this catalogue.

# LF 3000® Push-In Fittings Range

## Stud Fittings

### Straights

<b>3175</b> BSPT/NPT Page 1-7	<b>3101</b> BSPP/Metric Page 1-8	<b>3181</b> Metric Page 1-8	<b>3114</b> BSPP/Metric Page 1-9	<b>3121</b> BSPT/NPT Page 1-9	<b>3131</b> BSPP/Metric Page 1-10	<b>3175</b> NPT/BSPT Page 1-7/8	<b>3121</b> NPT Page 1-9
							

### Straights - Inch

### Elbows

<b>3109</b> BSPT/NPT Page 1-10	<b>3199</b> BSPP/Metric Page 1-11	<b>3192</b> BSPP Page 1-12	<b>3129</b> BSPT Page 1-12	<b>3169</b> BSPP/Metric Page 1-13	<b>3113</b> BSPT Page 1-13	<b>3133</b> BSPP/Metric Page 1-13	<b>3109</b> NPT/BSPT Page 1-11
							

### Elbows - Inch

### Tees

<b>3108</b> BSPT Page 1-14	<b>3198</b> BSPP/Metric Page 1-14	<b>3103</b> BSPT Page 1-14	<b>3193</b> BSPP/Metric Page 1-15
			

### Y

<b>3148</b> BSPT Page 1-15	<b>3158</b> BSPP/Metric Page 1-15	<b>3112</b> BSPT Page 1-16	<b>3132</b> BSPP Page 1-16
			

### Cartridge

<b>3100</b> Carstick® Page 1-16


### Cartridge - Inch

<b>3100</b> Carstick® Page 1-16


## Tube-to-Tube Fittings

### Straight

<b>3106</b> Page 1-17	<b>3106</b> Page 1-17
	

### Straight - Inch

### Elbow

<b>3102</b> Page 1-17	<b>3102</b> Page 1-17
	

### Elbow - Inch

### Tee

<b>3104</b> Page 1-18	<b>3104</b> Page 1-18
	

### Tee - Inch

### Y

<b>3140</b> Page 1-18


### Cross

<b>3107</b> Page 1-19


## Bulkhead Connector Fittings

### Straights

<b>3116</b> Page 1-20	<b>3146</b> Page 1-20	<b>3136</b> Page 1-20
		

### Elbow

<b>3139</b> Page 1-20


## Multiple Fittings

### Y

<b>3144</b> Page 1-21


### Tee

<b>3304</b> Page 1-21


### Elbow

<b>3306</b> Page 1-21


### Manifold

<b>3310</b> Page 1-21


# LF 3000® Push-In Fittings Range

LF 3000®

Push-In Fittings

## Plug-In Fittings and Accessories

### Elbows

**3182**  
Page 1-22

**3184**  
Page 1-22

**3180**  
Page 1-22

### Elbows - Inch

**3182**  
Page 1-22

### Tees

**3183**  
Page 1-23

**3188**  
Page 1-23

**3142**  
Page 1-23

**3143**  
Page 1-23

### Y

### Accessories

**3120**  
Page 1-24

**3166**  
Page 1-24

**3168**  
Page 1-24

**3126**  
Page 1-25

**3122**  
Page 1-25

**3151**  
Page 1-25

### Accessories - Inch

**3166**  
Page 1-24

**3168**  
Page 1-24

**3126**  
Page 1-25

## Banjo Fittings

### Banjo Fittings

**3118**  
BSPP/Metric  
Page 1-27

**3018**  
BSPT  
Page 1-27

**3124**  
BSPP/Metric  
Page 1-27

**3149**  
BSPP/Metric  
Page 1-27

**3119**  
BSPP/Metric  
Page 1-27

### Modular Banjo Fittings

**3538**  
Single Body  
Page 1-28

**3539**  
Double Body  
Page 1-28

**3549**  
Y Body  
Page 1-28

**3527**  
BSPP/Metric  
Page 1-29

**3528**  
BSPP/Metric  
Page 1-29

**3529**  
BSPP  
Page 1-29

**3524**  
BSPP/Metric  
Page 1-29

## Multi-Connectors

**3300**  
Page 1-31

**3320**  
Page 1-31

**3321**  
Page 1-31

**3329**  
Page 1-31

**3379**  
Page 1-32

**3381**  
Page 1-32

## Self-Sealing and Oscillating Fittings

### Self-Sealing Fittings

**3391**  
BSPP  
Page 1-35

**3091**  
BSPT  
Page 1-35

**3160**  
Page 1-35

### Oscillating Fittings

**3159**  
BSPT  
Page 1-35

**3189**  
BSPP/Metric  
Page 1-35

## Accessories for Push-In Fittings

**3130**  
Page 1-37

**Clip**  
Page 1-37

**3000 70**  
Page 1-37

**3110**  
Page 1-37

**0178**  
BSPP/Metric  
Page 1-37

**0222**  
BSPP/Metric  
Page 1-37

# LF 3000® Push-In Fittings

The LF 3000® range, with its wide variety of shapes and configurations, allows you to find **the perfect product to meet your needs** and thus **optimise the use** of your equipment.

## Product Advantages

### Extreme Durability for Optimum Profitability

40 years of expertise  
Conforms to ISO 14743  
Ideal for vacuum or pressure applications  
Tried-and-tested longevity according to DI 2006/42/CE requirements  
Materials with high resistance  
Durability of product and equipment

### Maximum Machine Efficiency

100% leak-tested in production  
Full bore for optimum flow  
Tube fixed during connection, preventing leakage  
Excellent vacuum performance thanks to the patented sealing technology

### Productivity & Maintenance Improvement

Compact and aesthetic design: reduced dimensions for space-saving  
Lightweight: reduced energy consumption of operating systems  
Parallel threaded fitting with a patented captive O-ring seal  
Maximum flexibility due to the wide product range  
Date coding to guarantee quality and traceability  
Automatic sealing guaranteed, in both static and dynamic applications



Robotics  
Automotive Process  
Pneumatics  
Semi-Conductors  
Textile  
Packaging  
Vacuum

Applications

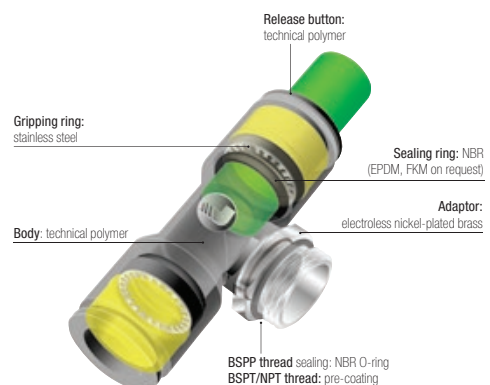
## Technical Characteristics

Compatible Fluids	Compressed air Other fluids: please consult us
Working Pressure	Vacuum to 20 bar
Working Temperature	-20°C to +80°C

Tightening Torque (daN.m)	Threads								
	M3 x0.5	M5 x0.8	M7 x1	M10 x1	M12 x1.5	G1/8	G1/4	G3/8	G1/2
	0.06	0.16	0.8	0.8	1.1	0.8	1.2	3	3.5

Reliable performance is dependent upon the type of fluid conveyed, component materials and tubing being used.  
Use is guaranteed with a vacuum of 755 mm Hg (99% vacuum).

### Component Materials



### Silicone-free

### Regulations

DI: 2006/42/EC test according to ISO 19973-5.  
ISO 14743: Pneumatic fluid power, push-in connectors for thermoplastic tubes

DI: 97/23/EC (PED)  
DI: 2002/95/EC (RoHS),  
2011/65/EC  
DI: 1907/2006 (REACH)

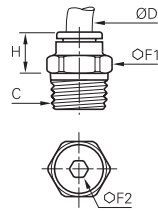
# Stud Fittings

LF 3000®

Push-In Fittings

## 3175 Stud Fitting, Male BSPT Thread

Nickel-plated brass, NBR

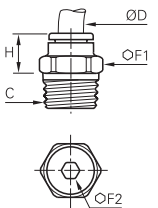


ØD	C		F1	F2	H	Kg
4	R1/8	3175 04 10	10	3	9.5	0.005
	R1/4	3175 04 13	14	3	6.5	0.012
	R3/8	3175 04 17	17	3	8	0.024
6	R1/8	3175 06 10	10	4	11.5	0.005
	R1/4	3175 06 13	14	4	8.5	0.011
	R3/8	3175 06 17	17	4	8.5	0.022
8	R1/2	3175 06 21	21	4	9	0.043
	R1/8	3175 08 10	13	5	20	0.011
	R1/4	3175 08 13	14	6	17	0.014
10	R3/8	3175 08 17	17	6	13	0.021
	R1/2	3175 08 21	21	6	12	0.040
12	R1/8	3175 10 10	16	5	22.5	0.017
	R1/4	3175 10 13	16	7	20	0.017
	R3/8	3175 10 17	17	8	16.5	0.019
14	R1/2	3175 10 21	21	8	14	0.036
	R1/4	3175 12 13	19	7	26.5	0.029
	R3/8	3175 12 17	19	9	24	0.028
16	R1/2	3175 12 21	21	10	19.5	0.036
	R3/8	3175 14 17	22	9	28.5	0.044
	R1/2	3175 14 21	24	10	23.5	0.047
16	R3/8	3175 16 17	27	9	32.5	0.068
	R1/2	3175 16 21	27	12	32.5	0.079

Pre-coated thread

## 3175 Stud Fitting, Male NPT Thread

Nickel-plated brass, NBR



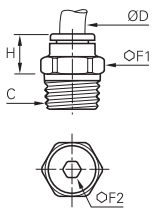
ØD	C		F1	F2	H	Kg
6	NPT1/8	3175 06 11	11	4	11.5	0.006
	NPT1/4	3175 06 14	14	4	8.5	0.013
	NPT1/4	3175 10 14	16	7	20	0.018
10	NPT3/8	3175 10 18	18	8	16.5	0.023
	NPT1/2	3175 10 22	22	8	14	0.037
12	NPT3/8	3175 12 18	19	9	24	0.030
	NPT1/2	3175 12 22	22	10	19.5	0.037

Pre-coated thread

## 3175 Stud Fitting, Male NPT Thread

Inch

Nickel-plated brass, NBR



ØD	C		F1	F2	H	Kg
1/8	NPT1/8	3175 53 11	11	2	7.2	0.006
	NPT1/4	3175 53 14	14	2	8	0.015
1/4	NPT1/8	3175 56 11	11	4	11.9	0.006
	NPT1/4	3175 56 14	14	4	9.4	0.013
	NPT3/8	3175 56 18	18	5	7.6	0.024
3/8	NPT1/8	3175 60 11	16	4	22.7	0.019
	NPT1/4	3175 60 14	16	7	20.5	0.019
	NPT3/8	3175 60 18	18	7	17.5	0.026
1/2	NPT3/8	3175 62 18	22	9.5	25.9	0.047
	NPT1/2	3175 62 22	24	9.5	22.1	0.064

Pre-coated thread

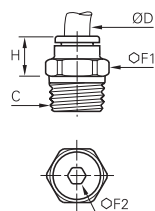
Other products are available upon request; please do not hesitate to consult us.

# Stud Fittings

## 3175 Stud Fitting, Male BSPT Thread

Inch

Nickel-plated brass, NBR

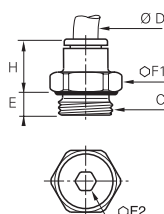


ØD	C		F1	F2	H	Kg
1/8	R1/8	3175 53 10	11	3	8.5	0.005
3/16	R1/8	3175 55 10	11.1	3.2	15.5	0.009
	R1/4	3175 55 13	14.3	4	15	0.020
1/4	R1/8	3175 56 10	11	4	12	0.006
	R1/4	3175 56 13	14	4	9.5	0.021
3/8	R1/4	3175 60 13	18	5	7.5	0.018
	R3/8	3175 60 17	13	5	20	0.019
	R1/2	3175 60 21	14	6	16.8	0.061
1/2	R1/4	3175 62 13	22	6	26.9	0.044
	R3/8	3175 62 17	22	7	25.9	0.048
	R1/2	3175 62 21	24	7	20.5	0.049

Pre-coated thread

## 3101 Stud Fitting, Male BSPP and Metric Thread

Nickel-plated brass, NBR

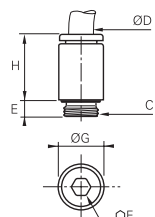


ØD	C		E	F1	F2	H	Kg
3	M3x0.5	3101 03 09*	2.5	8	-	12.5	0.003
	M5x0.8	3101 03 19	3.5	8	2.5	12.5	0.004
	M3x0.5	3101 04 09*	2.5	8	-	14.5	0.003
4	M5x0.8	3101 04 19	3	9	2.5	14	0.004
	M7x1	3101 04 55	5	10	2.5	14	0.004
	G1/8	3101 04 10	5	13	3	11.5	0.007
	G1/4	3101 04 13	5.5	16	3	10.5	0.011
	M5x0.8	3101 06 19	3.5	11	2.5	16	0.005
	M7x1	3101 06 55	5	10	3	16	0.006
6	M10x1	3101 06 60	5	13	4	13	0.007
	M12x1.5	3101 06 67	5.5	15	4	13	0.009
	G1/8	3101 06 10	5	13	4	13	0.007
	G1/4	3101 06 13	5.5	16	4	12.5	0.010
	G3/8	3101 06 17	5.5	20	4	13	0.020
	G1/2	3101 06 21	7.5	24	4	20	0.040
8	M10x1	3101 08 60	5	13	5	21	0.011
	M12x1.5	3101 08 67	5.5	15	5	21	0.015
	G1/8	3101 08 10	4.5	13	5	20.5	0.011
	G1/4	3101 08 13	5.5	16	6	19.5	0.016
	G3/8	3101 08 17	5.5	20	6	18	0.022
	G1/2	3101 08 21	7.5	24	6	16.5	0.039
10	G1/4	3101 10 13	5.5	16	7	23	0.018
	G3/8	3101 10 17	5.5	20	8	19.5	0.021
	G1/2	3101 10 21	7.5	24	8	18.5	0.033
12	G1/4	3101 12 13	5.5	19	7	27.5	0.027
	G3/8	3101 12 17	5.5	20	9	27	0.029
	G1/2	3101 12 21	7	24	11	22.5	0.035
14	G3/8	3101 14 17	5.5	22	9	29.5	0.041
	G1/2	3101 14 21	7	24	11	28	0.046
	G3/8	3101 16 17	7.5	27	9	32.5	0.061
16	G1/2	3101 16 21	9	27	12	32.5	0.066

\*BI-material O ring seal

## 3181 Stud Fitting Round Body, Male Metric Thread

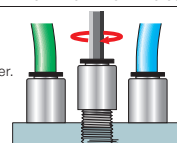
Nickel-plated brass, NBR



ØD	C		E	F	G	H	Kg
4	M5x0.8	3181 04 19	3.5	2.5	8.5	14.5	0.003
	M7x1	3181 04 55	5	3	10	14	0.004
6	M5x0.8	3181 06 19	3.5	2.5	11	16.5	0.005
	M7x1	3181 06 55	5	3	10	16	0.005

The internal hexagon and circular external shape ensure that model 3181 provides highly compact assembly.

They can be easily installed with an Allen key without the need of a spanner.



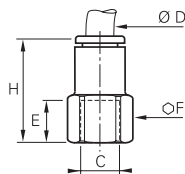
# Stud Fittings

LF 3000®

Push-In Fittings

## 3114 Stud Fitting, Female BSPP and Metric Thread

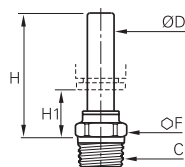
Nickel-plated brass, NBR



ØD	C		E	F	H	Kg
4	M5x0.8	<a href="#">3114 04 19</a>	6.5	8	19.5	0.005
	G1/8	<a href="#">3114 04 10</a>	9.5	13	22.5	0.009
	G1/4	<a href="#">3114 04 13</a>	13.5	16	26.5	0.015
6	G1/8	<a href="#">3114 06 10</a>	9.5	13	24.5	0.011
	G1/4	<a href="#">3114 06 13</a>	13.5	16	28.5	0.016
8	G1/8	<a href="#">3114 08 10</a>	9.5	13	29	0.015
	G1/4	<a href="#">3114 08 13</a>	13.5	16	33	0.021
	G3/8	<a href="#">3114 08 17</a>	14	19	34	0.025
10	G1/4	<a href="#">3114 10 13</a>	13.5	16	36	0.027
	G3/8	<a href="#">3114 10 17</a>	14	19	36	0.027
	G1/2	<a href="#">3114 10 21</a>	19.5	24	41.5	0.048
12	G3/8	<a href="#">3114 12 17</a>	14	19	40	0.033
	G1/2	<a href="#">3114 12 21</a>	19.5	24	45.5	0.053
14	G3/8	<a href="#">3114 14 17</a>	14	22	42.5	0.057
16	G1/2	<a href="#">3114 16 21</a>	15	27	49	0.096

## 3121 Stud Standpipe, Male BSPT Thread

Technical polymer, nickel-plated brass

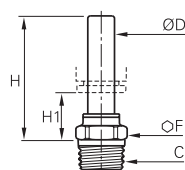


ØD	C		F	H	H1	Kg
4	R1/8	<a href="#">3121 04 10</a>	10	26	14	0.005
	R1/4	<a href="#">3121 04 13</a>	14	26.5	14.5	0.014
6	R1/8	<a href="#">3121 06 10</a>	10	28	14	0.005
	R1/4	<a href="#">3121 06 13</a>	14	28.5	14.5	0.014
8	R1/8	<a href="#">3121 08 10</a>	10	29.5	11	0.005
	R1/4	<a href="#">3121 08 13</a>	14	28.5	10	0.012
	R3/8	<a href="#">3121 08 17</a>	17	28.5	10	0.016
10	R1/4	<a href="#">3121 10 13</a>	15	36	15.5	0.012
	R3/8	<a href="#">3121 10 17</a>	17	36	15.5	0.017
	R1/2	<a href="#">3121 10 21</a>	21	36	15.5	0.028
12	R3/8	<a href="#">3121 12 17</a>	17	36.5	12	0.018
	R1/2	<a href="#">3121 12 21</a>	21	36.5	12	0.030
14	R1/2	<a href="#">3121 14 21</a>	21	41	13.5	0.042

Pre-coated thread

## 3121 Stud Standpipe, Male NPT Thread

Technical polymer, nickel-plated brass



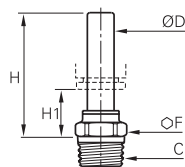
ØD	C		F	H	H1	Kg
4	NPT1/8	<a href="#">3121 04 11</a>	11	25.9	14.5	0.007
	NPT1/4	<a href="#">3121 04 14</a>	14	26.4	15	0.017
8	NPT1/8	<a href="#">3121 08 11</a>	11	29.5	10.9	0.008
	NPT1/4	<a href="#">3121 08 14</a>	14	28.4	9.9	0.014

Pre-coated thread

## 3121 Stud Standpipe, Male NPT Thread

Inch

Technical polymer, nickel-plated brass



ØD	C		F	H	H1	Kg
1/4	NPT1/8	<a href="#">3121 56 11</a>	11	30	15.5	0.001
	NPT1/4	<a href="#">3121 56 14</a>	14	28.4	14.5	0.001
3/8	NPT1/8	<a href="#">3121 60 11</a>	15	44.4	16.5	0.013
	NPT1/4	<a href="#">3121 60 14</a>	15	36.1	17	0.014
	NPT3/8	<a href="#">3121 60 18</a>	18	36.1	15.5	0.023
1/2	NPT3/8	<a href="#">3121 62 18</a>	17	36.6	9.4	0.026
	NPT1/2	<a href="#">3121 62 22</a>	21	37.1	9.9	0.046

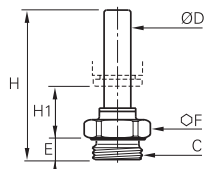
Pre-coated

5/32" (4 mm) and 5/16" (8 mm) are also available.

# Stud Fittings

## 3131 Stud Standpipe, Male BSPP and Metric Thread

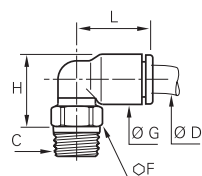
Technical polymer, nickel-plated brass, NBR



ØD	C		E	F	H	H1	Kg
4	M5x0.8	3131 04 19	3.5	8	31	16	0.002
	G1/8	3131 04 10	5	13	30	13.5	0.005
	G1/4	3131 04 13	5.5	16	31	13.5	0.010
6	G1/8	3131 06 10	5	13	32	13.5	0.005
	G1/4	3131 06 13	5.5	16	33	13.5	0.010
8	G1/8	3131 08 10	5	13	35.5	12.5	0.008
	G1/4	3131 08 13	5.5	16	34.5	10.5	0.010
	G3/8	3131 08 17	5.5	20	34.5	10.5	0.015
10	G1/4	3131 10 13	5.5	16	43.5	17.5	0.012
	G3/8	3131 10 17	5.5	20	41.5	15.5	0.015
	G1/2	3131 10 21	7.5	24	41.5	15.5	0.024
12	G3/8	3131 12 17	5.5	20	42	12	0.015
	G1/2	3131 12 21	7	24	43.5	12	0.025
14	G3/8	3131 14 17	5.5	20	46.5	14	0.015
	G1/2	3131 14 21	7	24	48	13.5	0.025

## 3109 Stud Elbow, Male BSPT Thread

Technical polymer, nickel-plated brass, NBR

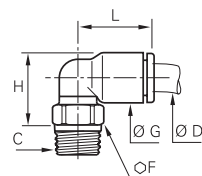


ØD	C		F	G	H	L	Kg
4	R1/8	3109 04 10	10	8.5	13.5	14	0.006
	R1/4	3109 04 13	14	8.5	14	14	0.015
	R3/8	3109 04 17	17	8.5	13.5	14	0.018
6	R1/8	3109 06 10	10	10.5	15.5	16	0.006
	R1/4	3109 06 13	14	10.5	16	16	0.015
	R3/8	3109 06 17	17	10.5	16	16	0.019
	R1/2	3109 06 21	21	10.5	16.5	16	0.034
8	R1/8	3109 08 10	10	13.5	19	23	0.007
	R1/4	3109 08 13	14	13.5	18	23	0.014
	R3/8	3109 08 17	17	13.5	18	23	0.018
	R1/2	3109 08 21	21	13.5	19.5	23	0.032
10	R1/8	3109 10 10	15	16	23	26.5	0.012
	R1/4	3109 10 13	15	16	22	26.5	0.014
	R3/8	3109 10 17	17	16	22	26.5	0.020
	R1/2	3109 10 21	21	16	22	26.5	0.032
12	R1/4	3109 12 13	15	19	25	31	0.016
	R3/8	3109 12 17	17	19	25	31	0.022
	R1/2	3109 12 21	21	19	25	31	0.035
14	R3/8	3109 14 17	20	22	30.5	35.5	0.031
	R1/2	3109 14 21	24	22	28.5	35.5	0.041
16	R3/8	3109 16 17	27	27	53	39	0.106
	R1/2	3109 16 21	27	27	53	39	0.104

Pre-coated thread  
The body swivels for positioning purposes.

## 3109 Stud Elbow, Male NPT Thread

Technical polymer, nickel-plated brass, NBR



ØD	C		F	G	H	L	Kg
4	NPT1/8	3109 04 11	11	8.4	13.5	14	0.007
	NPT1/4	3109 04 14	14	8.4	14	14	0.016
6	NPT1/8	3109 06 11	11	10.5	15.5	16	0.007
	NPT1/4	3109 06 14	14	10.5	16	16	0.016
8	NPT1/8	3109 08 11	11	13.5	19	23.1	0.009
	NPT1/4	3109 08 14	14	13.5	18	23.1	0.015
10	NPT1/4	3109 10 14	15	16	23	26.5	0.017
	NPT3/8	3109 10 18	18	16	22	26.5	0.023
	NPT1/2	3109 10 22	22	16	23	26.5	0.045
12	NPT3/8	3109 12 18	18	19	25	31	0.027
	NPT1/2	3109 12 22	22	19	26	31	0.033

Pre-coated thread  
The body swivels for positioning purposes.

# Stud Fittings

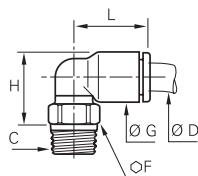
LF 3000®

Push-In Fittings

## 3109 Stud Elbow, Male NPT Thread

Inch

Technical polymer, nickel-plated brass, NBR



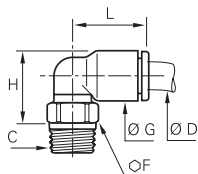
ØD	C		F	G	H	L	Kg
1/8	NPT1/8	3109 53 11	11	8.5	13.5	14.5	0.007
	NPT1/4	3109 53 14	14	8.5	14	14.5	0.015
1/4	NPT1/8	3109 56 11	11	10.9	17	18	0.008
	NPT1/4	3109 56 14	14	10.9	16	18	0.014
3/8	NPT3/8	3109 56 18	18	10.9	16.5	18	0.020
	NPT1/8	3109 60 11	15	16	23.1	27.4	0.013
1/2	NPT1/4	3109 60 14	15	16	23.1	27.4	0.017
	NPT3/8	3109 60 18	18	16	22.1	27.4	0.024
1/2	NPT3/8	3109 62 18	20	22.1	31	35.1	0.033
	NPT1/2	3109 62 22	24	22.1	28.4	35.1	0.045

Pre-coated thread. The body swivels for positioning purposes.  
5/32"(4 mm) and 5/16"(8 mm) are also available.

## 3109 Stud Elbow, Male BSPT Thread

Inch

Technical polymer, nickel-plated brass, NBR

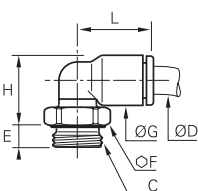


ØD	C		F	G	H	L	Kg
1/8	R1/8	3109 53 10	10	8.5	13.5	14.5	0.011
3/16	R1/8	3109 55 10	11	10.9	17	21.6	0.010
	R1/4	3109 55 13	14	8.4	14	14	0.016
1/4	R1/8	3109 56 10	10	10.9	17	18	0.006
	R1/4	3109 56 13	14	10.9	17	18	0.013
3/8	R1/4	3109 60 13	15	16	22.1	26.4	0.016
	R3/8	3109 60 17	17	16	22.1	26.4	0.054
1/2	R1/4	3109 62 13	20	22.1	31	35.1	0.064
	R3/8	3109 62 17	20	22.1	31	35.1	0.067
1/2	R1/2	3109 62 21	24	22.1	28.4	35.1	0.046

Pre-coated thread. The body swivels for positioning purposes.  
5/32"(4 mm) and 5/16"(8 mm) are also available.

## 3199 Stud Elbow, Male BSPP and Metric Thread

Technical polymer, nickel-plated brass, NBR



ØD	C		E	F	G	H	L	Kg
3	M3x0.5	3199 03 09	2.5	8	8.5	15	14.5	0.003
	M5x0.8	3199 03 19	3.5	8	8.5	13.5	14.5	0.003
4	M3x0.5	3199 04 09*	2.5	8	8.5	15	14.5	0.002
	M5x0.8	3199 04 19	3.5	8	8.5	13.5	14	0.002
	M7x1	3199 04 55	4.5	10	8.5	15	14	0.005
	G1/8	3199 04 10	5	13	8.5	13	14	0.006
6	G1/4	3199 04 13	5.5	16	8.5	13	14	0.011
	M5x0.8	3199 06 19	3.5	8	10.5	15.5	16	0.003
	M7x1	3199 06 55	4.5	10	10.5	17.5	16	0.006
	M10x1	3199 06 60	5	13	10.5	15	14	0.006
	M12x1.5	3199 06 67	5.5	15	10.5	15	16	0.009
	G1/8	3199 06 10	5	13	10.5	15	16	0.006
	G1/4	3199 06 13	5.5	16	10.5	15	16	0.011
	G3/8	3199 06 17	5.5	20	10.5	15.5	16	0.022
8	G1/2	3199 06 21	7	24	10.5	16	16	0.028
	M10x1	3199 08 60	5	13	13.5	20.5	23	0.009
	M12x1.5	3199 08 67	5.5	15	13.5	19.5	23	0.009
	G1/8	3199 08 10	4.5	13	13.5	20.5	23	0.009
	G1/4	3199 08 13	5.5	16	13.5	18.5	23	0.012
	G3/8	3199 08 17	5.5	20	13.5	18.5	23	0.017
	G1/2	3199 08 21	7	24	13.5	19	23	0.027
	G1/4	3199 10 13	5.5	16	16	23.5	26.5	0.014
10	G3/8	3199 10 17	5.5	20	16	22	26.5	0.017
	G1/2	3199 10 21	7.5	24	16	22	26.5	0.027
	G1/4	3199 12 13	5.5	16	19	26.5	31	0.016
12	G3/8	3199 12 17	5.5	20	19	25	31	0.019
	G1/2	3199 12 21	7	24	19	25	31	0.029
14	G3/8	3199 14 17	5.5	20	22	32.5	35.5	0.029
	G1/2	3199 14 21	7	24	22	27	35.5	0.028
16	G3/8	3199 16 17	7.5	27	27	54.5	39	0.101
	G1/2	3199 16 21	9	27	27	54.5	39	0.097

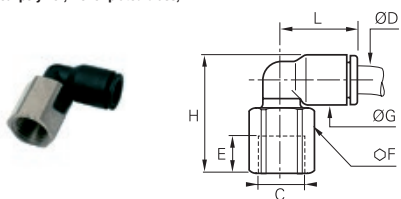
The body swivels for positioning purposes.

\*Bi-material seal

# Stud Fittings

## 3192 Stud Elbow, Female BSPP Thread

Technical polymer, nickel-plated brass, NBR

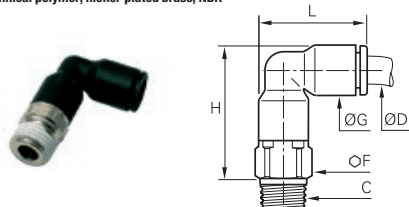


ØD	C		E	F	G	H	L	Kg
4	G1/8	3192 04 10	8.5	13	8.5	23	14	0.010
	G1/4	3192 04 13	11.5	16	8.5	27	14	0.017
6	G1/8	3192 06 10	8.5	13	10.5	25	16	0.010
	G1/4	3192 06 13	11.5	16	10.5	29	16	0.017
8	G1/8	3192 08 10	8.5	13	13.5	28	23	0.012
	G1/4	3192 08 13	11.5	16	13.5	32	23	0.020
10	G3/8	3192 08 17	12	19	13.5	33	23	0.026
	G1/4	3192 10 13	11	16	16	34.5	26.5	0.020
	G3/8	3192 10 17	12	19	16	35	26.5	0.024
	G1/2	3192 10 21	16	24	16	41	26.5	0.048
12	G1/4	3192 12 13	11	16	19	38	30.5	0.023
	G3/8	3192 12 17	12	19	19	38.5	30.5	0.027
	G1/2	3192 12 21	16	24	19	43.5	30.5	0.050

The body swivels for positioning purposes.

## 3129 Extended Stud Elbow, Male BSPT Thread

Technical polymer, nickel-plated brass, NBR




ØD	C		F	G	H	L	Kg
4	R1/8	3129 04 10	10	8.5	23	19	0.009
	R1/4	3129 04 13	14	8.5	23.5	19	0.018
6	R1/8	3129 06 10	10	10.5	27	22.5	0.010
	R1/4	3129 06 13	14	10.5	27.5	22.5	0.020
8	R1/8	3129 08 10	13	13.5	34.5	29.5	0.018
	R1/4	3129 08 13	14	13.5	32.5	29.5	0.022
10	R3/8	3129 08 17	17	13.5	33	29.5	0.032
	R1/4	3129 10 13	15	16	39.5	34.5	0.031
	R3/8	3129 10 17	17	16	39.5	34.5	0.042
	R1/2	3129 10 21	21	16	39.5	34.5	0.058
12	R1/4	3129 12 13	19	19	45.5	40.5	0.051
	R3/8	3129 12 17	19	19	45.5	40.5	0.047
	R1/2	3129 12 21	21	19	45.5	40.5	0.052
14	R3/8	3129 14 17	21	22	51.5	46.5	0.064
	R1/2	3129 14 21	21	22	51.5	46.5	0.070

Pre-coated thread

The body swivels for positioning purposes.

Parker Legris offers the solution to enable many types of configuration options.



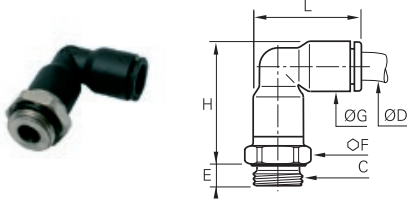
# Stud Fittings

LF 3000®

Push-In Fittings

## 3169 Extended Stud Elbow, Male BSPP and Metric Thread

Technical polymer, nickel-plated brass, NBR

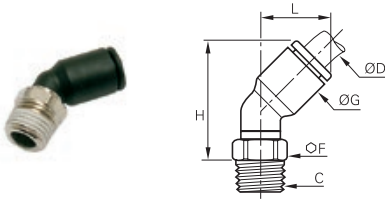


ØD	C		E	F	G	H	L	Kg
4	M5x0.8	<a href="#">3169 04 19</a>	3.5	8	8.5	23	19	0.006
	M7x1	<a href="#">3169 04 55</a>	4.5	10	8.5	22.5	19	0.008
	G1/8	<a href="#">3169 04 10</a>	5	13	8.5	22.5	19	0.008
	G1/4	<a href="#">3169 04 13</a>	5.5	16	8.5	22.5	19	0.013
6	M5x0.8	<a href="#">3169 06 19</a>	3.5	10	10.5	27.5	23	0.008
	M7x1	<a href="#">3169 06 55</a>	4.5	10	10.5	26	23	0.012
	G1/8	<a href="#">3169 06 10</a>	5	13	10.5	27	23	0.011
	G1/4	<a href="#">3169 06 13</a>	5.5	16	10.5	27	23	0.016
8	G1/8	<a href="#">3169 08 10</a>	5	13	13.5	36	29.5	0.018
	G1/4	<a href="#">3169 08 13</a>	5.5	16	13.5	33	29.5	0.020
	G3/8	<a href="#">3169 08 17</a>	5.5	20	13.5	33	29.5	0.028
	G1/4	<a href="#">3169 10 13</a>	5.5	16	16	40.5	34.5	0.027
10	G3/8	<a href="#">3169 10 17</a>	5.5	20	16	40.5	34.5	0.036
	G1/2	<a href="#">3169 10 21</a>	7.5	24	16	40.5	34.5	0.050
	G1/4	<a href="#">3169 12 13</a>	5.5	19	19	44.5	40.5	0.044
	G3/8	<a href="#">3169 12 17</a>	5.5	20	19	42	40.5	0.038
12	G1/2	<a href="#">3169 12 21</a>	7.5	24	19	42	40.5	0.043
	G3/8	<a href="#">3169 14 17</a>	5.5	22	22	51	46.5	0.059
	G1/2	<a href="#">3169 14 21</a>	7.5	24	22	48.5	46.5	0.063
	G3/8	<a href="#">3169 16 17</a>	7.5	27	27	82.5	52	0.220
16	G1/2	<a href="#">3169 16 21</a>	9	27	27	82.5	52	0.206

The body swivels for positioning purposes.

## 3113 45° Elbow, Male BSPT Thread

Technical polymer, nickel-plated brass, NBR



ØD	C		F	G	H	L	Kg
4	R1/8	<a href="#">3113 04 10</a>	10	9	21	13	0.006
6	R1/8	<a href="#">3113 06 10</a>	10	11	24.5	14.5	0.006
	R1/4	<a href="#">3113 06 13</a>	14	11	25	14.5	0.015
8	R1/8	<a href="#">3113 08 10</a>	10	13.5	30	19.5	0.007
	R1/4	<a href="#">3113 08 13</a>	14	13.5	28.5	19.5	0.014
	R3/8	<a href="#">3113 08 17</a>	17	13.5	28.5	19.5	0.018
	R1/4	<a href="#">3113 10 13</a>	15	16	33.5	23	0.014
10	R3/8	<a href="#">3113 10 17</a>	17	16	33.5	23	0.019
	R1/2	<a href="#">3113 10 21</a>	21	16	34	23	0.032
	R1/4	<a href="#">3113 12 13</a>	15	19	39	26	0.016
	R3/8	<a href="#">3113 12 17</a>	17	19	39	26	0.022
12	R1/2	<a href="#">3113 12 21</a>	21	19	39	26	0.034

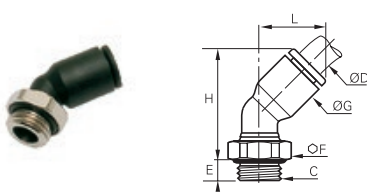
Pre-coated thread

The body swivels for positioning purposes.

This model prevents distortion of the tube.

## 3133 45° Elbow, Male BSPP and Metric Thread

Technical polymer, nickel-plated brass, NBR



ØD	C		E	F	G	H	L	Kg
4	M5x0.8	<a href="#">3133 04 19</a>	3.5	8	9	23	13	0.003
	G1/8	<a href="#">3133 04 10</a>	4.5	13	9	20.5	13	0.006
6	M5x0.8	<a href="#">3133 06 19</a>	3.5	8	11	28	14.5	0.003
	G1/8	<a href="#">3133 06 10</a>	4.5	13	11	24	14.5	0.006
	G1/4	<a href="#">3133 06 13</a>	5.5	16	11	24	14.5	0.011
	G1/8	<a href="#">3133 08 10</a>	4.5	13	13.5	31	19.5	0.009
8	G1/4	<a href="#">3133 08 13</a>	5.5	16	13.5	29	19.5	0.012
	G3/8	<a href="#">3133 08 17</a>	5.5	20	13.5	29	19.5	0.017
	G1/4	<a href="#">3133 10 13</a>	5.5	16	16	35	23	0.014
	G3/8	<a href="#">3133 10 17</a>	5.5	20	16	33.5	23	0.017
10	G1/2	<a href="#">3133 10 21</a>	7	24	16	33.5	23	0.026
	G1/4	<a href="#">3133 12 13</a>	5.5	16	19	40.5	26	0.016
	G3/8	<a href="#">3133 12 17</a>	5.5	20	19	39	26	0.019
	G1/2	<a href="#">3133 12 21</a>	7	24	19	39	26	0.028

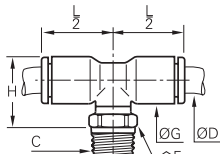
The body swivels for positioning purposes.

This model prevents distortion of the tube.

# Stud Fittings

## 3108 Stud Branch Tee, Male BSPT Thread

Technical polymer, nickel-plated brass, NBR

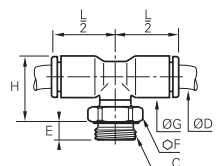


ØD	C		F	G	H	L/2	Kg
4	R1/8	<a href="#">3108 04 10</a>	10	8.5	15.5	14	0.006
	R1/4	<a href="#">3108 04 13</a>	14	8.5	16	14	0.015
6	R1/8	<a href="#">3108 06 10</a>	10	10.5	17.5	16	0.007
	R1/4	<a href="#">3108 06 13</a>	14	10.5	18	16	0.016
8	R1/8	<a href="#">3108 08 10</a>	10	13.5	22	23	0.009
	R1/4	<a href="#">3108 08 13</a>	14	13.5	21	23	0.016
10	R3/8	<a href="#">3108 08 17</a>	17	13.5	21	23	0.020
	R1/4	<a href="#">3108 10 13</a>	15	16	24	26.5	0.017
	R3/8	<a href="#">3108 10 17</a>	17	16	24	26.5	0.022
12	R1/2	<a href="#">3108 10 21</a>	21	16	24	26.5	0.035
	R1/4	<a href="#">3108 12 13</a>	15	19	27	31	0.021
	R3/8	<a href="#">3108 12 17</a>	17	19	27	31	0.026
14	R1/2	<a href="#">3108 12 21</a>	21	19	27	31	0.039
	R3/8	<a href="#">3108 14 17</a>	20	22	30.5	35	0.037
	R1/2	<a href="#">3108 14 21</a>	24	22	28.5	35	0.048
16	R3/8	<a href="#">3108 16 17</a>	27	27	53	38.5	0.128
	R1/2	<a href="#">3108 16 21</a>	27	27	53	38.5	0.124

Pre-coated thread. The body swivels for positioning purposes.

## 3198 Stud Branch Tee, Male BSPP and Metric Thread

Technical polymer, nickel-plated brass, NBR

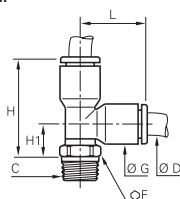


ØD	C		E	F	G	H	L/2	Kg
4	M5x0.8	<a href="#">3198 04 19</a>	3.5	8	8.5	17.5	14	0.003
	G1/8	<a href="#">3198 04 10</a>	5	13	8.5	15	14	0.006
	G1/4	<a href="#">3198 04 13</a>	5.5	16	8.5	15	14	0.011
6	M5x0.8	<a href="#">3198 06 19</a>	3.5	8	10.5	19.5	16	0.004
	G1/8	<a href="#">3198 06 10</a>	5	13	10.5	17	16	0.007
	G1/4	<a href="#">3198 06 13</a>	5.5	16	10.5	17	16	0.012
8	G1/8	<a href="#">3198 08 10</a>	4.5	13	13.5	23.5	23	0.011
	G1/4	<a href="#">3198 08 13</a>	5.5	16	13.5	21.5	23	0.014
	G3/8	<a href="#">3198 08 17</a>	5.5	20	13.5	21.5	23	0.019
10	G1/4	<a href="#">3198 10 13</a>	5.5	16	16	26	26.5	0.017
	G3/8	<a href="#">3198 10 17</a>	5.5	20	16	24	26.5	0.020
	G1/2	<a href="#">3198 10 21</a>	7.5	24	16	24	26.5	0.029
12	G1/4	<a href="#">3198 12 13</a>	5.5	16	19	29	31	0.021
	G3/8	<a href="#">3198 12 17</a>	5.5	20	19	27	31	0.024
	G1/2	<a href="#">3198 12 21</a>	7	24	19	27	31	0.033
14	G3/8	<a href="#">3198 14 17</a>	5.5	20	22	32.5	35.5	0.036
	G1/2	<a href="#">3198 14 21</a>	7	24	22	27	35.5	0.035
16	G3/8	<a href="#">3198 16 17</a>	7.5	27	27	54.5	38.5	0.121
	G1/2	<a href="#">3198 16 21</a>	9	27	27	54.5	38.5	0.117

The body swivels for positioning purposes.

## 3103 Stud Run Tee, BSPT Thread

Technical polymer, nickel-plated brass, NBR



ØD	C		F	G	H	H1	L	Kg
4	R1/8	<a href="#">3103 04 10</a>	10	8.5	23.5	9	14.5	0.006
	R1/4	<a href="#">3103 04 13</a>	14	8.5	24	9.5	14.5	0.015
6	R1/8	<a href="#">3103 06 10</a>	10	10.5	27.5	10	17.5	0.007
	R1/4	<a href="#">3103 06 13</a>	14	10.5	28	10.5	17.5	0.016
8	R1/8	<a href="#">3103 08 10</a>	10	13.5	35	12	23	0.009
	R1/4	<a href="#">3103 08 13</a>	14	13.5	34	11	23	0.016
10	R3/8	<a href="#">3103 08 17</a>	17	13.5	34	11	23	0.020
	R1/4	<a href="#">3103 10 13</a>	15	16	40.5	14	26.5	0.017
	R3/8	<a href="#">3103 10 17</a>	17	16	40.5	14	26.5	0.022
12	R1/2	<a href="#">3103 10 21</a>	21	16	40.5	14	26.5	0.035
	R1/4	<a href="#">3103 12 13</a>	15	19	46.5	15.5	31	0.021
	R3/8	<a href="#">3103 12 17</a>	17	19	46.5	15.5	31	0.026
14	R1/2	<a href="#">3103 12 21</a>	21	19	46.5	15.5	31	0.039
	R3/8	<a href="#">3103 14 17</a>	20	22	55	19.5	35.5	0.038
	R1/2	<a href="#">3103 14 21</a>	24	22	52.5	17.5	35.5	0.048
16	R3/8	<a href="#">3103 16 17</a>	27	27	78	27	38.5	0.126
	R1/2	<a href="#">3103 16 21</a>	27	27	78	27	38.5	0.124

Pre-coated thread  
The body swivels for positioning purposes.

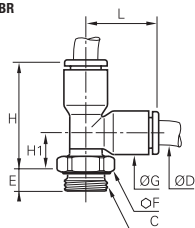
# Stud Fittings

LF 3000®

Push-In Fittings

## 3193 Stud Run Tee, Male BSPP and Metric Thread

Technical polymer, nickel-plated brass, NBR

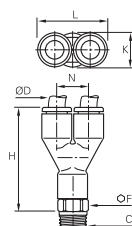


ØD	C		E	F	G	H	H1	L	Kg
4	M5x0.8	<a href="#">3193 04 19</a>	3.5	8	8.5	26	11.5	14.5	0.003
	G1/8	<a href="#">3193 04 10</a>	5	13	8.5	23	8.5	14.5	0.006
	G1/4	<a href="#">3193 04 13</a>	5.5	16	8.5	23	8.5	14.5	0.011
6	M5x0.8	<a href="#">3193 06 19</a>	3.5	8	10.5	29.5	12.5	17.5	0.004
	G1/8	<a href="#">3193 06 10</a>	5	13	10.5	27	10	17.5	0.007
	G1/4	<a href="#">3193 06 13</a>	5.5	16	10.5	27	10	17.5	0.012
8	G1/8	<a href="#">3193 08 10</a>	4.5	13	13.5	36.5	14	23	0.011
	G1/4	<a href="#">3193 08 13</a>	5.5	16	13.5	34.5	12	23	0.014
	G3/8	<a href="#">3193 08 17</a>	5.5	20	13.5	34.5	12	23	0.019
10	G1/4	<a href="#">3193 10 13</a>	5.5	16	16	42	15.5	26.5	0.017
	G3/8	<a href="#">3193 10 17</a>	5.5	20	16	40.5	14	26.5	0.020
	G1/2	<a href="#">3193 10 21</a>	7.5	24	16	40.5	14	26.5	0.029
12	G1/4	<a href="#">3193 12 13</a>	5.5	16	19	48	17	31	0.021
	G3/8	<a href="#">3193 12 17</a>	5.5	20	19	46.5	15.5	31	0.024
	G1/2	<a href="#">3193 12 21</a>	7	24	19	46.5	15.5	31	0.033
14	G3/8	<a href="#">3193 14 17</a>	5.5	20	22	56.5	21.5	35.5	0.036
	G1/2	<a href="#">3193 14 21</a>	7	24	22	51	16	35.5	0.035
16	G3/8	<a href="#">3193 16 17</a>	7.5	27	27	79.5	41	38.5	0.121
	G1/2	<a href="#">3193 16 21</a>	9	27	27	79.5	41	38.5	0.117

The body swivels for positioning purposes.

## 3148 Y Piece, Male BSPT Thread

Technical polymer, nickel-plated brass, NBR



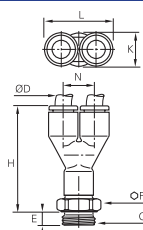
ØD	C		F	H	K	L	N	Kg
4	R1/8	<a href="#">3148 04 10</a>	10	32.5	8.5	17.5	9	0.009
	R1/4	<a href="#">3148 04 13</a>	14	33	8.5	17.5	9	0.019
	R1/8	<a href="#">3148 06 10</a>	10	39.5	10.5	21.5	11	0.011
6	R1/4	<a href="#">3148 06 13</a>	14	40	10.5	21.5	11	0.021
	R1/8	<a href="#">3148 08 10</a>	13	56.5	13.5	28	14.5	0.020
	R1/4	<a href="#">3148 08 13</a>	14	55.5	13.5	28	14.5	0.025
8	R3/8	<a href="#">3148 08 17</a>	16	48.5	13.5	28	14.5	0.034
	R1/4	<a href="#">3148 10 13</a>	14	60	19	39	20	0.033
	R3/8	<a href="#">3148 10 17</a>	16	60.5	19	39	20	0.042
10	R1/2	<a href="#">3148 10 21</a>	24	61	19	39	20	0.062
	R3/8	<a href="#">3148 12 17</a>	19	66	19	39	20	0.053
	R1/2	<a href="#">3148 12 21</a>	21	66	19	39	20	0.059

Pre-coated thread

The body swivels for positioning purposes.

## 3158 Y Piece, Male BSPP and Metric Thread

Technical polymer, nickel-plated brass, NBR



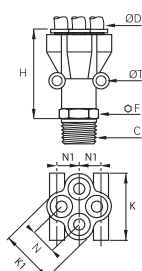
ØD	C		E	F	H	K	L	N	Kg
4	M5x0.8	<a href="#">3158 04 19</a>	3.5	8	32.5	8.5	17.5	9	0.006
	G1/8	<a href="#">3158 04 10</a>	5	13	32	8.5	17.5	9	0.009
	G1/4	<a href="#">3158 04 13</a>	5.5	16	32.5	8.5	17.5	9	0.014
6	M5x0.8	<a href="#">3158 06 19</a>	3.5	10	39.5	10.5	21.5	11	0.009
	G1/8	<a href="#">3158 06 10</a>	5	13	39	10.5	21.5	11	0.012
	G1/4	<a href="#">3158 06 13</a>	5.5	16	39.5	10.5	21.5	11	0.017
8	G1/8	<a href="#">3158 08 10</a>	5	13	49	13.5	28	14.5	0.020
	G1/4	<a href="#">3158 08 13</a>	5.5	16	49.5	13.5	28	14.5	0.023
	G3/8	<a href="#">3158 08 17</a>	6	19	48	13.5	28	14.5	0.030
10	G1/4	<a href="#">3158 10 13</a>	5.5	16	58	16	33	17	0.031
	G3/8	<a href="#">3158 10 17</a>	6	20	57.5	16	33	17	0.040
	G1/2	<a href="#">3158 10 21</a>	7	24	58	16	33	17	0.054
12	G3/8	<a href="#">3158 12 17</a>	6	20	62	19	39	20	0.044
	G1/2	<a href="#">3158 12 21</a>	7	24	63	19	39	20	0.050

The body swivels for positioning purposes.

# Stud Fittings

## 3112 Double Y Piece, Male BSPT Thread

Technical polymer, nickel-plated brass, NBR



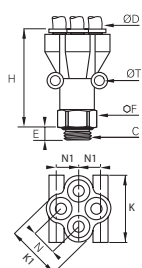
ØD	C		F	H	K	K1	N	N1	ØT	Kg
4	R1/8	3112 04 10	13	41.5	25.5	21	10	8.5	3.7	0.022
	R1/4	3112 04 13	14	43.5	25.5	21	10	8.5	3.7	0.027
6	R1/8	3112 06 10	19	54.5	31.5	26.5	12	10	3.7	0.041
	R1/4	3112 06 13	19	57.5	31.5	26.5	12	10	3.7	0.047

Pre-coated thread

The body swivels for positioning purposes.

## 3132 Double Y, Male BSPP Thread

Technical polymer, nickel-plated brass, NBR

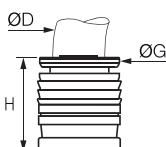


ØD	C		E	F	H	K	K1	N	N1	ØT	Kg
4	G1/8	3132 04 10	5	13	41	25.5	21	10	8.5	3.7	0.022
	G1/4	3132 04 13	5.5	16	40	25.5	21	10	8.5	3.7	0.026
6	G1/8	3132 06 10	5	19	53.5	31.5	26.5	12	10	3.7	0.040
	G1/4	3132 06 13	5.5	19	52.5	31.5	26.5	12	10	3.7	0.042

The body swivels for positioning purposes.

## 3100 Carstick® Cartridge

Brass, NBR



ØD		G	G1	H	L	Kg
4	3100 04 00	8	11	10	554	0.001
6	3100 06 00	10	14.5	11.5	629	0.002
8	3100 08 00	13	15	15	794	0.002
10	3100 10 00	15.5	19.5	17	930	0.005
12	3100 12 00	19.5	21	19.5	1038	0.010
14	3100 14 00	21	24.5	22.5	1100	0.013

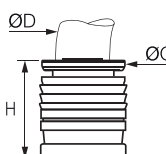
50 cartridges per Carstick®.

Cavity dimensions are available in chapter 2. For the 14 mm cartridge, please consult us regarding cavity dimensions.



## 3100 Carstick® Cartridge

Nickel-plated brass, NBR



ØD		G	G1	H	L	Kg
1/8	3100 53 00 99	7	10	9	508	0.002
1/4	3100 56 00 99	10.5	14.5	12	600	0.003
3/8	3100 60 00 99	15.5	19	16.5	930	0.006

50 cartridges per Carstick®.

5/32" (4 mm) and 5/16" (8 mm) also available.

Cavity dimensions are available in chapter 2.



Other products are available upon request; please do not hesitate to consult us.

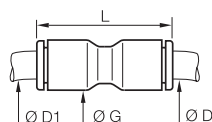
# Tube-to-Tube Fittings

LF 3000®

Push-In Fittings

## 3106 Equal and Unequal Tube-to-Tube Connector

Technical polymer, NBR

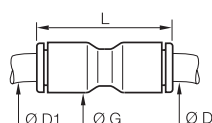


ØD	ØD1		G	L	Kg
3	3	<a href="#">3106 03 00</a>	8.5	25	0.002
	4	<a href="#">3106 03 04</a>	8.5	25	0.002
4	1/4	<a href="#">3106 04 56</a>	11	29.5	0.005
	4	<a href="#">3106 04 00</a>	8.5	25	0.001
	6	<a href="#">3106 04 06</a>	11	28	0.002
	8	<a href="#">3106 04 08</a>	13.5	38	0.005
6	1/4	<a href="#">3106 06 56</a>	13.5	36	0.009
	6	<a href="#">3106 06 00</a>	10.5	28.5	0.002
	8	<a href="#">3106 06 08</a>	13.5	38	0.005
	10	<a href="#">3106 06 10</a>	16	42	0.007
8	8	<a href="#">3106 08 00</a>	13.5	38	0.004
	10	<a href="#">3106 08 10</a>	16	42	0.008
	12	<a href="#">3106 08 12</a>	19	50.5	0.026
10	10	<a href="#">3106 10 00</a>	16	42	0.005
	12	<a href="#">3106 10 12</a>	19	50.5	0.019
	1/2	<a href="#">3106 12 62</a>	22	56.5	0.024
12	12	<a href="#">3106 12 00</a>	19	50.5	0.009
	14	<a href="#">3106 12 14</a>	22	56	0.026
	16	<a href="#">3106 12 16</a>	27	61	0.066
14	14	<a href="#">3106 14 00</a>	22	56	0.014
16	16	<a href="#">3106 16 00</a>	27	60.5	0.041

## 3106 Equal and Unequal Tube-to-Tube Connector

Inch

Technical polymer, NBR

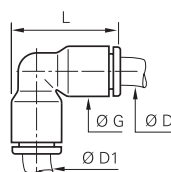


ØD	ØD1		G	L	Kg
1/4	1/4	<a href="#">3106 56 00</a>	10.9	29.5	0.002
	3/8	<a href="#">3106 60 00</a>	16	42	0.006
3/8	10	<a href="#">3106 60 10</a>	12	50.5	0.029
	1/4	<a href="#">3106 60 56</a>	16	41	0.016
1/2	1/2	<a href="#">3106 62 00</a>	22	55	0.016

5/32" (4 mm) and 5/16" (8 mm) also available

## 3102 Equal and Unequal Elbow

Technical polymer, NBR

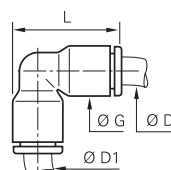


ØD	ØD1		G	L	Kg
4	4	<a href="#">3102 04 00</a>	8.5	19	0.001
	6	<a href="#">3102 04 06</a>	10.5	22.5	0.004
6	6	<a href="#">3102 06 00</a>	10.5	22.5	0.002
	8	<a href="#">3102 06 08</a>	13.5	29.5	0.008
8	8	<a href="#">3102 08 00</a>	13.5	29.5	0.004
	10	<a href="#">3102 08 10</a>	16	34.5	0.012
10	10	<a href="#">3102 10 00</a>	16	34.5	0.006
	12	<a href="#">3102 10 12</a>	19	40.5	0.020
12	12	<a href="#">3102 12 00</a>	19	40.5	0.010
14	14	<a href="#">3102 14 00</a>	22	46.5	0.015
16	16	<a href="#">3102 16 00</a>	27	52	0.043

## 3102 Equal and Unequal Elbow

Inch

Technical polymer, NBR



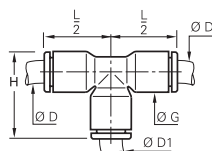
ØD	ØD1		G	L	Kg
1/4	1/4	<a href="#">3102 56 00</a>	11	23.5	0.002
3/8	3/8	<a href="#">3102 60 00</a>	16	34	0.006
1/2	1/2	<a href="#">3102 62 00</a>	22	35	0.017

5/32" (4 mm) and 5/16" (8 mm) also available

# Tube-to-Tube Fittings

## 3104 Equal and Unequal Tee

Technical polymer, NBR

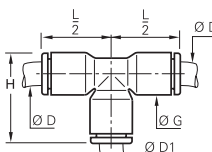


ØD	ØD1		G	H	L/2	Kg
3	3	3104 03 00	8.5	19	14.5	0.004
4	4	3104 04 00	8.5	19	14.5	0.002
	6	3104 04 06	10.5	22.5	17.5	0.007
6	4	3104 06 04	10.5	22.5	17.5	0.005
	6	3104 06 00	10.5	22.5	17.5	0.003
	8	3104 06 08	13.5	29.5	23	0.015
8	4	3104 08 04	13.5	29	17.5	0.013
	6	3104 08 06	13.5	29.5	23	0.010
	8	3104 08 00	13.5	29.5	23	0.006
	10	3104 08 10	16	34.5	26.5	0.020
10	4	3104 10 04	16	33	26	0.023
	8	3104 10 08	16	34.5	26.5	0.014
	10	3104 10 00	16	34.5	26.5	0.009
	12	3104 10 12	19	40.5	31	0.034
12	4	3104 12 04	19	39	31	0.040
	10	3104 12 10	19	40.5	31	0.024
	12	3104 12 00	19	40.5	31	0.014
14	8	3104 14 08	22	46	35.5	0.053
	14	3104 14 00	22	46	35.5	0.023
16	12	3104 16 12	27	52.5	39	0.088
	16	3104 16 00	27	52	39	0.063

## 3104 Equal and Unequal Tee

Inch

Technical polymer, NBR

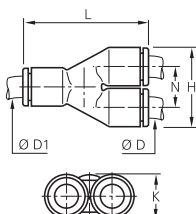


ØD	ØD1		G	H	L/2	Kg
5/32	1/4	3104 04 56	11	23.5	18	0.008
1/8	1/8	3104 53 00	8.4	19	14.5	0.003
	1/4	3104 53 56	11	23.5	18	0.011
3/16	3/16	3104 55 00	10.9	27.2	21.6	0.016
	5/32	3104 56 04	11	23.5	18.5	0.014
1/4	1/4	3104 56 00	11	23	24	0.003
	1/8	3104 56 53	11	23.5	18.5	0.007
	3/8	3104 56 60	16	33.5	24.5	0.017
	1/4	3104 60 56	16	32.5	25.5	0.019
3/8	1/2	3104 60 62	22	46	35	0.069
	3/8	3104 60 00	16	34	26	0.009
	1/2	3104 62 00	22	46	35	0.026
1/2	1/4	3104 62 56	22.1	45.2	35.3	0.021
	3/8	3104 62 60	22	46	35	0.060

5/32"(4 mm) and 5/16"(8 mm) also available

## 3140 Equal and Unequal Single Y Piece

Technical polymer, NBR



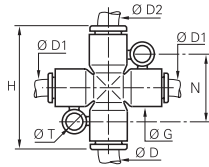
ØD	ØD1		H	K	L	N	Kg
4	4	3140 04 00	17.5	8.5	28.5	9	0.002
	6	3140 04 06	17.5	10.5	33	9	0.003
6	6	3140 06 00	21.5	10.5	35	11	0.003
	8	3140 06 08	22.5	13.5	41	11.5	0.005
8	8	3140 08 00	28	13.5	45	14.5	0.006
	10	3140 08 10	28	16	47	14.5	0.007
10	10	3140 10 00	33	16	53	17	0.010
	12	3140 10 12	33	19	57	17	0.012
12	12	3140 12 00	39	19	57	17	0.017

# Tube-to-Tube Fittings

**3107**

Equal and Unequal Cross

Technical polymer, NBR



ØD	ØD1	ØD2		G	H	N	ØT	Kg
4	4	4	<a href="#">3107 04 00</a>	11	36	20	4.2	0.014
6	4	6	<a href="#">3107 04 06</a>	11	36	20	4.2	0.009
4	4	6	<a href="#">3107 06 04</a>	11	36	20	4.2	0.012
6	6	6	<a href="#">3107 06 00</a>	11	36	20	4.2	0.005
8	6	8	<a href="#">3107 06 08</a>	11	46	22.5	4.2	0.018
6	6	8	<a href="#">3107 08 06</a>	13.5	46	22.5	4.2	0.022
8	8	8	<a href="#">3107 08 00</a>	13.5	46	22.5	4.2	0.009

LF 3000®

Push-In Fittings

Boxes protect the contents and are designed to meet your requirements:

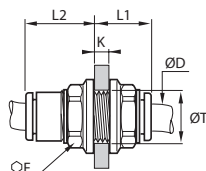
- part numbers and corresponding product pictures allow for immediate visual identification
- bar codes
- easy storage
- tamper-proof system of opening/closing
- recyclable material



# Bulkhead Connector Fittings

## 3116 Equal Bulkhead Connector

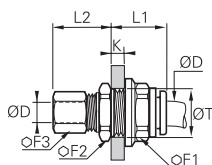
Technical polymer, NBR



ØD		F	K <sub>max</sub>	L1	L2	ØT <sub>min</sub>	Kg
4	<a href="#">3116 04 00</a>	13	5.5	15	10	10.5	0.003
6	<a href="#">3116 06 00</a>	15	8.5	18	10.5	12.5	0.004
8	<a href="#">3116 08 00</a>	18	14.5	25	13.5	15.5	0.007
10	<a href="#">3116 10 00</a>	22	14.5	27.5	15.5	18.5	0.011
12	<a href="#">3116 12 00</a>	26	18.5	33	18	22.5	0.019
14	<a href="#">3116 14 00</a>	29	20.5	37.5	20.5	25.5	0.028

## 3146 Equal Mixed Bulkhead Connector

Nickel-plated brass, NBR

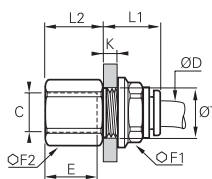


ØD		F1	F2	F3	K <sub>max</sub>	L1	L2	ØT <sub>min</sub>	Kg
4	<a href="#">3146 04 00</a>	13	13	10	7	17.5	17.5	10.5	0.018
6	<a href="#">3146 06 00</a>	15	17	13	8	19	18	12.5	0.029
8	<a href="#">3146 08 00</a>	18	19	14	8	20.5	20.5	15.5	0.036
10	<a href="#">3146 10 00</a>	22	22	19	8.5	23	24.5	18.5	0.066
12	<a href="#">3146 12 00</a>	26	25	22	8.5	27	25	22.5	0.096
14	<a href="#">3146 14 00</a>	29	29	24	10.5	27	27	25.5	0.124

Push-in connection with compression fitting

## 3136 Bulkhead Connector, Female BSPP Thread

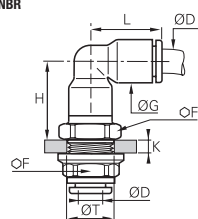
Nickel-plated brass, NBR



ØD	C		E	F1	F2	K <sub>max</sub>	L1	L2	ØT <sub>min</sub>	Kg
4	G1/8	<a href="#">3136 04 10</a>	9.5	13	13	7	17	11.5	10.5	0.015
	G1/4	<a href="#">3136 04 13</a>	13.5	13	16	7	17	15.5	10.5	0.021
6	G1/8	<a href="#">3136 06 10</a>	9.5	15	15	8	19	10.5	12.5	0.020
	G1/4	<a href="#">3136 06 13</a>	13.5	15	17	7	19	15.5	12.5	0.027
	G3/8	<a href="#">3136 06 17</a>	12	15	22	8	19	16	12.5	0.041
8	G1/8	<a href="#">3136 08 10</a>	9.5	18	17	8	20.5	10.5	15.5	0.029
	G1/4	<a href="#">3136 08 13</a>	13.5	18	17	8	20.5	14.5	15.5	0.029
10	G3/8	<a href="#">3136 10 17</a>	14	22	22	8.5	23	16	18.5	0.051
12	G3/8	<a href="#">3136 12 17</a>	14	26	24	8.5	27	16	22.5	0.079
	G1/2	<a href="#">3136 12 21</a>	19.5	26	27	8.5	27	21.5	22.5	0.098
16	G3/8	<a href="#">3136 16 17</a>	12	29	29	10.5	30	15	27.5	0.125
	G1/2	<a href="#">3136 16 21</a>	15	29	29	10.5	30	19.5	27.5	0.126

## 3139 Equal Bulkhead Elbow

Technical polymer, nickel-plated brass, NBR



ØD		F	G	H	K <sub>max</sub>	L	ØT <sub>min</sub>	Kg
4	<a href="#">3139 04 00</a>	13	8.5	17	6.5	14.5	10.5	0.014
6	<a href="#">3139 06 00</a>	15	10.5	19.5	7	17.5	12.5	0.021
8	<a href="#">3139 08 00</a>	18	13.5	24	8	23	15.5	0.032
10	<a href="#">3139 10 00</a>	22	16	28	8.5	26	18.5	0.049
12	<a href="#">3139 12 00</a>	26	19	33	8.5	31	22.5	0.086
14	<a href="#">3139 14 00</a>	29	25.5	37.5	10.5	36	25.5	0.117

The body swivels for positioning purposes.

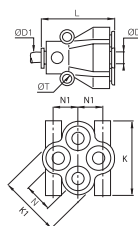
# Multiple Fittings

LF 3000®

Push-In Fittings

## 3144 Equal and Unequal Multiple Y Piece

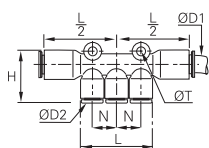
Technical polymer, NBR



ØD	ØD1		K	K1	L	N	N1	ØT	Kg
4	4	<a href="#">3144 04 04</a>	25.5	21	30.5	10	8.5	3.7	0.016
	6	<a href="#">3144 04 06</a>	26	21	30.5	10	10	3.7	0.013
6	6	<a href="#">3144 06 06</a>	31.5	26.5	37.5	12	8.5	3.7	0.031
	8	<a href="#">3144 06 08</a>	31.5	26.5	38	12	10	3.7	0.026

## 3304 Multiple Tee

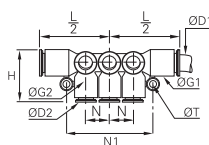
Technical polymer, NBR



ØD1	ØD2		H	L	L/2	N	ØT	Kg
6	4	<a href="#">3304 06 04</a>	24.5	34	37	11.5	4.2	0.015
	4	<a href="#">3304 08 04</a>	24.5	34	37	11.5	4.2	0.012
8	6	<a href="#">3304 08 06</a>	24.5	34	37	11.5	4.2	0.010
	6	<a href="#">3304 10 06</a>	36	44	40.5	14.5	4.2	0.019
10	8	<a href="#">3304 10 08</a>	36	44	40.5	15.5	4.2	0.015

## 3306 90° Multiple Elbow

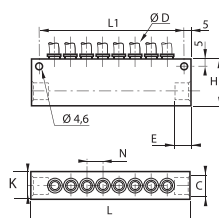
Technical polymer, NBR



ØD1	ØD2		G	G1	H	L/2	N	N1	ØT	Kg
6	4	<a href="#">3306 06 04</a>	13.5	11	18.5	36	43	11.5	4.2	0.034
	4	<a href="#">3306 08 04</a>	13.5	11	18.5	36.5	43	11.5	4.2	0.025
8	6	<a href="#">3306 08 06</a>	13.5	11	18.5	36.5	43	11.5	4.2	0.022
	6	<a href="#">3306 10 06</a>	16	13.5	23	42	52	14.5	4.2	0.048
10	8	<a href="#">3306 10 08</a>	16	13.5	23.5	42	52	14.5	4.2	0.021

## 3310 In-Line Manifold

Treated aluminium, NBR



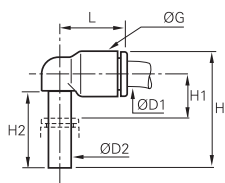
ØD	C		Number of Outlets	E	H	K	L	L1	N	Kg
4	G1/4	<a href="#">3310 04 13</a>	8	10	33	20	114	104	11.5	0.164
6	G1/4	<a href="#">3310 06 13</a>	8	10	33	20	114	104	12.5	0.170
8	G3/8	<a href="#">3310 08 17</a>	6	12	33	20	114	104	15	0.148
10	G1/2	<a href="#">3310 10 21</a>	6	16	48	25	145.5	135.5	17	0.334
12	G1/2	<a href="#">3310 12 21</a>	6	16	45	25	158	148	20.5	0.370

# Plug-In Fittings and Accessories

**3182**

## Equal and Unequal Plug-In Elbow

Technical polymer, NBR



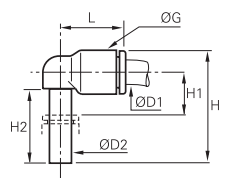
	ØD1	ØD2		G	H	H1	H2	L	Kg
4	4	3182 04 00		8.5	23	6	15.5	14	0.001
	6	3182 04 06		10.5	26.5	7	17	16	0.003
6	4	3182 06 04		10.5	24.5	7	15.5	16	0.001
	6	3182 06 00		10.5	26.5	7	17	16	0.001
	8	3182 06 08		13.5	33.5	8	21.5	23	0.007
8	8	3182 08 00		13.5	33.5	8	21.5	23	0.003
	10	3182 08 10		16	39	10	24.5	26.5	0.010
10	10	3182 10 00		16	39	10	24.5	26.5	0.004
	12	3182 10 12		19	44.5	10.5	27.5	31	0.017
12	12	3182 12 00		19	45.5	10.5	27.5	31	0.007

**3182**

## Equal Plug-In Elbow

Inch

Technical polymer, NBR



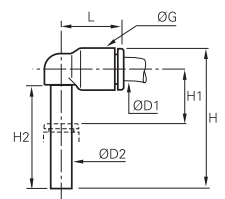
	ØD1	ØD2		G	H	H1	H2	L	Kg
1/4	1/4	3182 56 00		11	27.5	7.5	18	18.5	0.002
3/8	3/8	3182 60 00		16	38.5	9	24	26	0.010
1/2	1/2	3182 62 00		22	51	13	28	35	0.030

5/32"(4 mm) and 5/16"(8 mm) also available

**3184**

## Extended Equal and Unequal Plug-In Elbow

Technical polymer, NBR

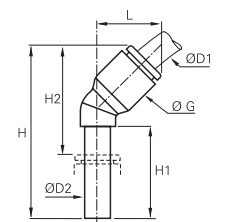


	ØD1	ØD2		G	H	H1	H2	L	Kg
4	4	3184 04 00		8.5	32.5	15.5	25	14	0.004
	6	3184 04 06		10.5	38.5	19	29	16	0.004
6	6	3184 06 00		10.5	38.5	19	29	16	0.002
	8	3184 06 08		13.5	49	23.5	37	23	0.007
8	8	3184 08 00		13.5	49	23.5	37	23	0.003
	10	3184 08 10		16	56	26.5	41.5	26.5	0.011
10	10	3184 10 00		16	56	26.5	41.5	26.5	0.005
	12	3184 10 12		19	62.5	28	45.5	31	0.017
12	12	3184 12 00		19	62.5	28	45.5	31	0.008

**3180**

## 45° Plug-In Equal Elbow

Technical polymer, NBR

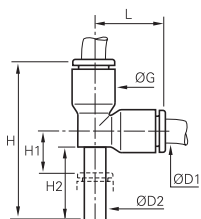


	ØD1	ØD2		G	H	H1	H2	L	Kg
4	4	3180 04 00		9	33.5	19	21	13	0.001
6	6	3180 06 00		11	39	21	25	14.5	0.002
8	8	3180 08 00		13.5	44	21.5	25.5	19.5	0.003
10	10	3180 10 00		16	53	27	32.5	23	0.004
12	12	3180 12 00		19	58.5	27.5	34	26.5	0.007

# Plug-In Fittings and Accessories

## 3183 Equal and Unequal Plug-In Run Tee

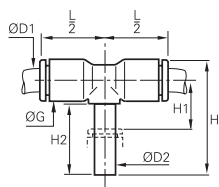
Technical polymer, NBR



ØD1	ØD2		G	H	H1	H2	L	Kg
4	4	<a href="#">3183 04 00</a>	8.5	33	6	15.5	14.5	0.002
	6	<a href="#">3183 04 06</a>	10.5	38.5	7	17	17.5	0.007
6	6	<a href="#">3183 06 00</a>	10.5	38.5	7	17	17	0.002
	8	<a href="#">3183 06 08</a>	13.5	48.5	8	21.5	23	0.013
8	8	<a href="#">3183 08 00</a>	13.5	49	8	21.5	23	0.005
	10	<a href="#">3183 08 10</a>	16	56.5	10.5	24.5	26.5	0.018
10	10	<a href="#">3183 10 00</a>	16	57	10.5	24.5	26.5	0.007
	12	<a href="#">3183 10 12</a>	19	65.5	10.5	27.5	31	0.034
12	12	<a href="#">3183 12 00</a>	19	65.5	10.5	27.5	31	0.011

## 3188 Equal and Unequal Plug-In Branch Tee

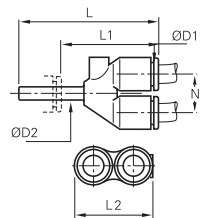
Technical polymer, NBR



ØD1	ØD2		G	H	H1	H2	L/2	Kg
4	4	<a href="#">3188 04 00</a>	8.5	25	8	15.5	14.5	0.002
	6	<a href="#">3188 04 06</a>	10.5	28.5	9	17	16	0.007
6	6	<a href="#">3188 06 00</a>	10.5	28.5	9	17	16	0.002
	8	<a href="#">3188 06 08</a>	13.5	36.5	11	21.5	22	0.014
8	8	<a href="#">3188 08 00</a>	13.5	36.5	11	21.5	23	0.004
	10	<a href="#">3188 08 10</a>	16	41	12.5	24.5	26.5	0.018
10	10	<a href="#">3188 10 00</a>	16	41	12.5	24.5	26.5	0.007
	12	<a href="#">3188 10 12</a>	19	46.5	12.5	27.5	31	0.031
12	12	<a href="#">3188 12 00</a>	19	46.5	12.5	27.5	31	0.012

## 3142 Equal and Unequal Plug-In Single Y Piece

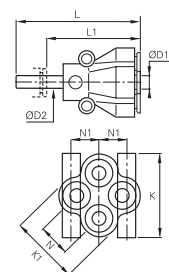
Technical polymer, NBR



ØD1	ØD2		L	L1	L2	N	Kg
4	4	<a href="#">3142 04 00</a>	34	21.5	17.5	9	0.002
	6	<a href="#">3142 04 06</a>	35.5	21.5	17.5	9	0.002
6	6	<a href="#">3142 06 00</a>	39.5	25.5	21.5	11	0.004
	8	<a href="#">3142 06 08</a>	44	25.5	21.5	11	0.015
8	8	<a href="#">3142 08 00</a>	50.5	32	28	14.5	0.007
	10	<a href="#">3142 08 10</a>	53.5	32	28	14.5	0.024
10	10	<a href="#">3142 10 00</a>	57.5	36	33	17	0.010
	12	<a href="#">3142 10 12</a>	60	35	33	17	0.037
12	12	<a href="#">3142 12 00</a>	66	41	39	20	0.017

## 3143 Multiple Plug-In Y Piece

Technical polymer, nickel-plated brass, NBR

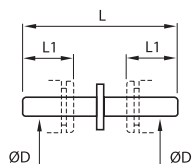


ØD1	ØD2		K	K1	L	L1	N	N1	Kg
4	6	<a href="#">3143 04 06</a>	26	21.5	49.5	35.5	11	8.5	0.018
	8	<a href="#">3143 04 08</a>	26	21.5	51	32	11	8.5	0.021
6	8	<a href="#">3143 06 08</a>	31.5	26.5	57.5	39	12	10	0.035

# Plug-In Fittings and Accessories

## 3120 Stem Connector

Technical polymer

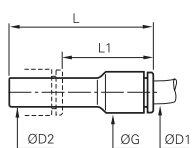


ØD		L	L1	Kg
4	<a href="#">3120 04 00</a>	34.5	12	0.001
6	<a href="#">3120 06 00</a>	38.5	14	0.001
8	<a href="#">3120 08 00</a>	41	18.5	0.001
10	<a href="#">3120 10 00</a>	51.5	20.5	0.002
12	<a href="#">3120 12 00</a>	60	24.5	0.004
14	<a href="#">3120 14 00</a>	69.5	25.5	0.007

This model exists in nickel-plated brass; please use suffix 85. Example: 3120 04 00 85  
Only compatible with Parker Legris fittings. Drawing available upon request.

## 3166 Plug-In Reducer

Technical polymer, NBR

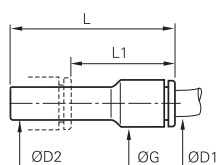


ØD1	ØD2		G	L	L1	Kg
3	4	<a href="#">3166 03 04</a>	8.5	37.5	23.5	0.002
	6	<a href="#">3166 04 06</a>	8.5	37.5	23.5	0.001
	8	<a href="#">3166 04 08</a>	8.5	37.5	19	0.001
4	10	<a href="#">3166 04 10</a>	12	44	22.5	0.003
	8	<a href="#">3166 06 08</a>	10.5	37.5	20	0.001
	10	<a href="#">3166 06 10</a>	10.5	38	17.5	0.002
6	12	<a href="#">3166 06 12</a>	14.5	46	23	0.005
	14	<a href="#">3166 06 14</a>	14.5	48	23	0.006
	10	<a href="#">3166 08 10</a>	13.5	49	28.5	0.003
8	12	<a href="#">3166 08 12</a>	13.5	49	24.5	0.004
	14	<a href="#">3166 08 14</a>	17	48	23	0.007
	12	<a href="#">3166 10 12</a>	21.5	56.5	33.5	0.005
10	14	<a href="#">3166 10 14</a>	21.5	58.5	33.5	0.005
	12	<a href="#">3166 12 14</a>	23.5	58.5	33.5	0.007

## 3166 Plug-In Reducer

Inch

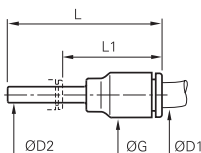
Technical polymer, NBR



ØD1	ØD2		G	L	L1	Kg
1/4	5/16	<a href="#">3166 56 08</a>	11	41	23	0.002
	3/8	<a href="#">3166 56 60</a>	11	41	21	0.002

## 3168 Plug-In Increaser

Technical polymer, NBR

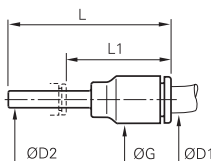


ØD1	ØD2		G	L	L1	Kg
6	4	<a href="#">3168 06 04</a>	10.5	35	23	0.001
	6	<a href="#">3168 08 06</a>	13.5	45	31.5	0.003
8	1/4	<a href="#">3168 08 56</a>	16	40	25.5	0.009
	8	<a href="#">3168 10 08</a>	16	42.5	21	0.004
12	10	<a href="#">3168 12 10</a>	19	49	24.5	0.012

## 3168 Plug-In Increaser

Inch

Technical polymer, NBR

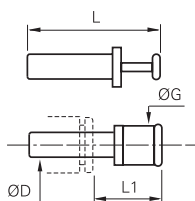


ØD1	ØD2		G	L	L1	Kg
1/4	3/16	<a href="#">3168 56 55</a>	20.5	41	25	0.002
	5/32	<a href="#">3168 56 04</a>	11	41	29	0.001

# Plug-In Fittings and Accessories

## 3126 Blanking Plug

Technical polymer



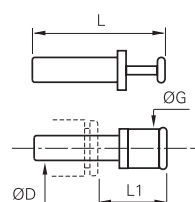
ØD		G	L	L1	Kg
3	<a href="#">3126 03 00</a>	6	25	13.5	0.001
4	<a href="#">3126 04 00</a>	4	30	15.5	0.001
6	<a href="#">3126 06 00</a>	8	33	16.5	0.001
8	<a href="#">3126 08 00</a>	10	35	17.5	0.001
10	<a href="#">3126 10 00</a>	12	42	21	0.002
12	<a href="#">3126 12 00</a>	14	45	22	0.003
14	<a href="#">3126 14 00</a>	16	49	23.5	0.005
16	<a href="#">3126 16 00*</a>	19	57	30	0.064

\*Nickel-plated brass

## 3126 Blanking Plug

Inch

Technical polymer

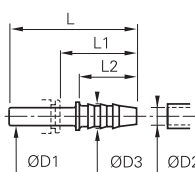


ØD		G	L	L1	Kg
1/4	<a href="#">3126 56 00</a>	8	36.5	22	0.001
3/8	<a href="#">3126 60 00</a>	12	42	22	0.002
1/2	<a href="#">3126 62 00</a>	15	48.5	21.5	0.003

5/32" (4 mm) and 5/16" (8 mm) also available

## 3122 Plug-In Barb Connector

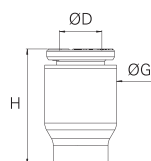
Technical polymer



ØD1	ØD2		ØD3	L	L1	L2	Kg
4	3.2	<a href="#">3122 04 53</a>	5	37	25	17	0.004
	5	<a href="#">3122 04 05</a>	7	37	25	17	0.005
6	5	<a href="#">3122 06 05</a>	7	39	25	17	0.001
8	6.3	<a href="#">3122 08 56</a>	8.5	39.5	21	17	0.001
	8	<a href="#">3122 08 08</a>	10	44.5	26	22	0.001
10	6.3	<a href="#">3122 10 56</a>	8	45	24.5	17	0.002
	8	<a href="#">3122 10 08</a>	10	50	29.5	22	0.002
	8	<a href="#">3122 12 08</a>	10	50	26	22	0.002
12	10	<a href="#">3122 12 10</a>	12	48.5	25.5	22.5	0.002
	12.5	<a href="#">3122 12 62</a>	14.5	57	34	22.5	0.004
14	12.5	<a href="#">3122 14 62</a>	14.5	59.5	34.5	22.5	0.022

## 3151 End Cap

Technical polymer, NBR



ØD		G	H	Kg
4	<a href="#">3151 04 00</a>	8.5	15	0.001
6	<a href="#">3151 06 00</a>	10.5	17	0.001
8	<a href="#">3151 08 00</a>	13.5	22	0.003
10	<a href="#">3151 10 00</a>	16	22	0.003
12	<a href="#">3151 12 00</a>	19	28	0.005
14	<a href="#">3151 14 00</a>	22	31	0.009

Other products are available upon request; please do not hesitate to consult us.

# Banjo Fittings

This range of fittings is ideal when access is only possible from above and **orientation of the tube** is required. This range of modular fittings includes single and multiple configurations, allowing **wide flexibility of design**.

## Product Advantages

- Compact**
- Compact design with minimum space between fittings
  - Banjo bolt designed for maximum flow
  - Easy access, even when fittings are close together
  - Easy assembly and automatic sealing:
    - with pre-coating on taper threads
    - with an integral O-ring seal on parallel threads
  - Safe operation: orientation of tube is ensured
  - 100% leak-tested in production
  - Date coding to guarantee quality and traceability

- Modular**
- Effortless stacking of banjo bodies to allow construction of 2 to 6 outlets
  - Orientable (360°) for perfect alignment
  - Modular: tube diameters may be different



**Applications**

- Robotics
- Automotive Process
- Pneumatics
- Semi-Conductors
- Textile
- Packaging

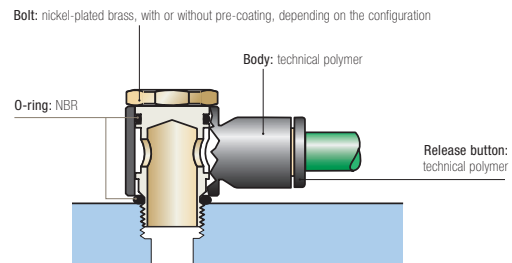
## Technical Characteristics

<b>Compatible Fluids</b>	Compressed air Other fluids: please consult us
<b>Working Pressure</b>	Vacuum to 20 bar
<b>Working Temperature</b>	-20°C to +80°C

Tightening Torque (daN.m)	Threads					
	M3 x0.5	M5 x0.8	G1/8	G1/4	G3/8	G1/2
	0.05	0.1	0.4	0.5	0.6	0.7

Reliable performance is dependent upon the type of fluid conveyed, component materials and tubing being used.  
Use is guaranteed with a vacuum of 755 mm Hg (99% vacuum).

### Component Materials



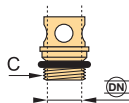
### Silicone-free

### Regulations

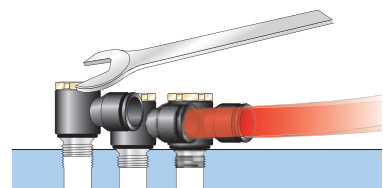
ISO 14743: Pneumatic fluid power, push-in connectors for thermoplastic tubes  
 DI : 2002/95/EC (RoHS)  
 2011/65/EC  
 DI : 97/23/EC (PED)  
 DI : 1907/2006 (REACH)

## Installation Configurations

Thread and bore diameters for part numbers 3524 - 3527 - 3528 - 3529:



Thread (C)	M5x0.8	G1/8	G1/4	G3/8	G1/2
DN	2.5	5.5	8.5	11	13



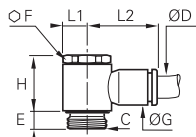
# Banjo Fittings

LF 3000®

Push-In Fittings

## 3118 Single Banjo, Male BSPP and Metric Thread

Technical polymer, nickel-plated brass, NBR

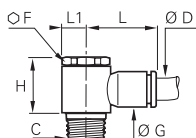


ØD	C		E	F	G	H	L1	L2	Kg
3	M3x0.5	<a href="#">3118 03 09*</a>	3	-	8.5	13	5	16	0.005
	M5x0.8	<a href="#">3118 03 19*</a>	4	-	8.5	13	5	16	0.005
4	M5x0.8	<a href="#">3118 04 19*</a>	4	-	8.5	13	5	16.5	0.004
	G1/8	<a href="#">3118 04 10</a>	4	13	8.5	17	7	18.5	0.012
6	M5x0.8	<a href="#">3118 06 19*</a>	4	-	10.5	13	7	18.5	0.004
	G1/8	<a href="#">3118 06 10</a>	4	13	10.5	17	7	20	0.013
6	G1/4	<a href="#">3118 06 13</a>	5.5	17	10.5	21	9.5	22	0.023
	G1/8	<a href="#">3118 08 10</a>	4	13	13.5	16.5	7	25	0.014
8	G1/4	<a href="#">3118 08 13</a>	5.5	17	13.5	21	9	27	0.024
	G3/8	<a href="#">3118 08 17</a>	5.5	20	13.5	24.5	11	29	0.038
10	G1/4	<a href="#">3118 10 13</a>	5.5	17	16	21	9.5	29	0.025
	G3/8	<a href="#">3118 10 17</a>	5.5	20	16	24.5	11	31	0.039
12	G1/2	<a href="#">3118 10 21</a>	8	25	19	27.5	13.5	36.5	0.084
	G3/8	<a href="#">3118 12 17</a>	5.5	20	19	24.5	11	34.5	0.041
12	G1/2	<a href="#">3118 12 21</a>	8	25	19	27.5	13.5	36.5	0.074

\*With screwdriver slot

## 3018 Single Banjo, Male BSPT Thread

Technical polymer, nickel-plated brass, NBR

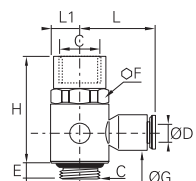


ØD	C		F	G	H	L	L1	Kg
4	R1/8	<a href="#">3018 04 10</a>	13	8.5	18.5	18.5	7	0.015
6	R1/8	<a href="#">3018 06 10</a>	13	10.5	18.5	20	7	0.015
	R1/4	<a href="#">3018 06 13</a>	17	10.5	22.5	22	9.5	0.029
8	R1/8	<a href="#">3018 08 10</a>	13	13.5	18.5	25	7	0.016
	R1/4	<a href="#">3018 08 13</a>	17	13.5	22.5	27	9.5	0.030
10	R3/8	<a href="#">3018 08 17</a>	21	13.5	26.5	29	11	0.047
	R1/4	<a href="#">3018 10 13</a>	17	16	22.5	29	9.5	0.031
12	R3/8	<a href="#">3018 10 17</a>	21	16	26.5	31	11	0.048
	R1/4	<a href="#">3018 12 13</a>	21	19	26.5	34.5	11	0.051
12	R3/8	<a href="#">3018 12 17</a>	21	19	26.5	34.5	11	0.050
	R1/2	<a href="#">3018 12 21</a>	25	19	30	37	13.5	0.086

Pre-coated thread

## 3124 Single Banjo, Male/Female BSPP and Metric Thread

Technical polymer, nickel-plated brass, NBR

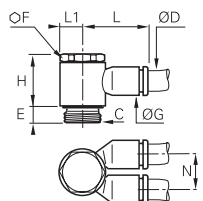


ØD	C		E	F	G	H	L	L1	Kg
4	M5x0.8	<a href="#">3124 04 19</a>	4	8	8.5	19	16	5	0.006
	G1/8	<a href="#">3124 04 10</a>	4	13	8.5	25.5	18.5	7	0.015
6	G1/4	<a href="#">3124 06 13</a>	5.5	17	10.5	33	22	9	0.030
8	G3/8	<a href="#">3124 08 17</a>	5.5	20	13.5	37.5	29	11	0.043

This product family was developed to allow assembly of a function fitting on a cylinder.

## 3149 Twin Banjo, Male BSPP and Metric Thread

Technical polymer, nickel-plated brass, NBR

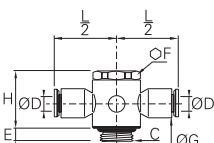


ØD	C		E	F	G	H	L	L1	N	Kg
4	M5x0.8	<a href="#">3149 04 19*</a>	4	-	8.5	13	16	4.5	9	0.005
	G1/8	<a href="#">3149 04 10</a>	4	13	10.5	16.5	18.5	7	11.5	0.018
6	G1/8	<a href="#">3149 06 10</a>	4	13	10.5	16.5	18.5	7	11.5	0.014
	G1/4	<a href="#">3149 06 13</a>	5.5	17	13.5	21	27	9.5	14.5	0.035
8	G1/4	<a href="#">3149 08 13</a>	5.5	17	13.5	21	27	9.5	14.5	0.026
	G3/8	<a href="#">3149 08 17</a>	5.5	20	16	24.5	31	11	17	0.053
10	G3/8	<a href="#">3149 10 17</a>	5.5	20	16	24.5	31	11	17	0.042

\*With screwdriver slot

## 3119 Double Banjo, BSPP and Metric Thread

Technical polymer, nickel-plated brass, NBR



ØD	C		E	F	G	H	L/2	Kg
4	M5x0.8	<a href="#">3119 04 19*</a>	4	-	8.5	13	8	0.005
	G1/8	<a href="#">3119 04 10</a>	4	13	11	17	20	0.018
6	G1/8	<a href="#">3119 06 10</a>	4	13	11	17	20	0.014
	G1/4	<a href="#">3119 06 13</a>	5.5	17	13.5	21	26.5	0.035
8	G1/4	<a href="#">3119 08 13</a>	5.5	17	13.5	21	27	0.026
	G3/8	<a href="#">3119 08 17</a>	5.5	20	16	24.5	30.5	0.053
10	G3/8	<a href="#">3119 10 17</a>	5.5	20	16	24.5	31	0.045

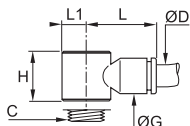
\*With screwdriver slot

# Banjo Fittings

**3538**

## Single Banjo Bodies

Technical polymer, NBR

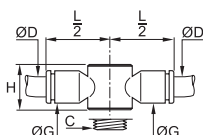


ØD	C		G	H	L	L1	Kg
3	M5x0.8	<a href="#">3538 03 19</a>	8.5	13	16	5	0.003
4	M5x0.8	<a href="#">3538 04 19</a>	8.5	13	16	5	0.001
	G1/8	<a href="#">3538 04 10</a>	10.5	14.5	18.5	7	0.002
6	M5x0.8	<a href="#">3538 06 19</a>	11	13	18.5	5	0.002
	G1/8	<a href="#">3538 06 10</a>	10.5	14.5	20	7	0.002
	G1/4	<a href="#">3538 06 13</a>	13.5	18	22	9.5	0.003
8	G1/8	<a href="#">3538 08 10</a>	13.5	14.5	25	7	0.003
	G1/4	<a href="#">3538 08 13</a>	13.5	18	27	9.5	0.004
	G3/8	<a href="#">3538 08 17</a>	13.5	21.5	29	11.5	0.009
10	G1/4	<a href="#">3538 10 13</a>	16	18	29	9.5	0.005
	G3/8	<a href="#">3538 10 17</a>	16	21.5	31	11.5	0.006
	G1/2	<a href="#">3538 10 21</a>	19	22.5	36.5	13.5	0.019
12	G3/8	<a href="#">3538 12 17</a>	19	21.5	34.5	11.5	0.011
	G1/2	<a href="#">3538 12 21</a>	19	22.5	36.5	13.5	0.009

**3539**

## Double Banjo Bodies

Technical polymer, NBR

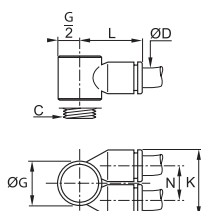


ØD	C		G	H	L/2	Kg
4	M5x0.8	<a href="#">3539 04 19</a>	8.5	13	16	0.002
	G1/8	<a href="#">3539 04 10</a>	10.5	14.4	20	0.008
6	G1/8	<a href="#">3539 06 10</a>	10.5	14.4	20	0.011
	G1/4	<a href="#">3539 06 13</a>	13.5	18	26	0.015
8	G1/4	<a href="#">3539 08 13</a>	13.5	18	27	0.013
	G3/8	<a href="#">3539 08 17</a>	16	21.5	30.5	0.020
10	G3/8	<a href="#">3539 10 17</a>	16	21.5	31	0.016

**3549**

## Twin Banjo Bodies

Technical polymer, NBR

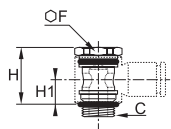


ØD	C		G	K	L	N	Kg
4	M5x0.8	<a href="#">3549 04 19</a>	10	17.5	15.5	9	0.003
	G1/8	<a href="#">3549 04 10</a>	14	22.5	20	12	0.007
	G1/4	<a href="#">3549 04 13</a>	18.5	28	25	14.5	0.020
6	G1/8	<a href="#">3549 06 10</a>	14	22.5	20.5	12	0.003
	G1/4	<a href="#">3549 06 13</a>	18.5	28	25	14.5	0.015
	G3/8	<a href="#">3549 06 17</a>	22.5	33	28.5	17	0.031
8	G1/4	<a href="#">3549 08 13</a>	18.5	28	26	14.5	0.006
	G3/8	<a href="#">3549 08 17</a>	22.5	33	29.5	17	0.020
10	G3/8	<a href="#">3549 10 17</a>	22.5	33	29.5	17	0.009

# Modular Banjo Fittings

## 3527 Single Banjo Bolts, Male BSPP and Metric Thread

Nickel-plated brass, NBR

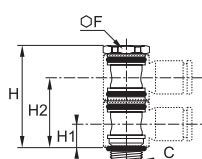


C		F	H	H1	Kg
M5x0.8	<a href="#">3527 00 19*</a>	-	17	7.5	0.003
G1/8	<a href="#">3527 00 10</a>	13	17	7.5	0.011
G1/4	<a href="#">3527 00 13</a>	17	21	9.5	0.020
G3/8	<a href="#">3527 00 17</a>	20	24.5	11	0.033
G1/2	<a href="#">3527 00 21</a>	25	27.5	11.5	0.064

\*With screwdriver slot  
Full bore

## 3528 Stacking Banjo for 2 Body High Modules, Male BSPP and Metric Thread

Nickel-plated brass, NBR

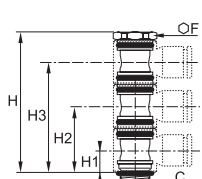


C		F	H	H1	H2	Kg
M5x0.8	<a href="#">3528 00 19*</a>	-	24.5	7.5	18.5	0.005
G1/8	<a href="#">3528 00 10</a>	13	31	7.5	22	0.017
G1/4	<a href="#">3528 00 13</a>	17	39	9.5	27.5	0.031
G3/8	<a href="#">3528 00 17</a>	20	46	11	32.5	0.053

\*With screwdriver slot  
Full bore  
Designed for use with 2 banjo bodies

## 3529 Stacking Banjo for 3 Body High Modules, Male BSPP Thread

Nickel-plated brass, NBR

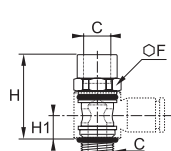


C		F	H	H1	H2	H3	Kg
G1/8	<a href="#">3529 00 10</a>	13	45.5	7.5	22	36	0.023
G1/4	<a href="#">3529 00 13</a>	17	54	9.5	27.5	45.5	0.042
G3/8	<a href="#">3529 00 17</a>	20	67.5	11	32.5	54	0.069

Full bore  
Designed for use with 2 banjo bodies

## 3524 Threaded Banjo Bolts, Male/Female BSPP and Metric Thread

Nickel-plated brass, NBR



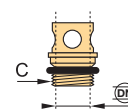
C		F	H	H1	Kg
M5x0.8	<a href="#">3524 00 19</a>	8	17	7.5	0.005
G1/8	<a href="#">3524 00 10</a>	13	24.5	7.5	0.013
G1/4	<a href="#">3524 00 13</a>	17	33	9.5	0.027
G3/8	<a href="#">3524 00 17</a>	20	37.5	11	0.039
G1/2	<a href="#">3524 00 21</a>	26	42	11.5	0.067

Full bore

Banjo bolts 3527, 3528, 3529 and 3524 are only usable in association with the corresponding bodies for modular construction 3538, 3539 and 3549.

Thread and passage size for part numbers 3527, 3528, 3529 and 3524.

Thread	M5x0.8	G1/8	G1/4	G3/8	G1/2
	2.5	5.5	8.5	11	13



# Modular Plug-In Connectors

These connectors allow a **maximum number of tube connections** in a **minimum of space**. Parker Legris offers an **ergonomic solution** to enable quick connection for the most complex installations.

## Product Advantages

<b>Panel-Mounted</b>	<ul style="list-style-type: none"> <li>Panel mounted to a machine or bulkhead</li> <li>Reduced risk of incorrect assembly</li> <li>Possible to connect in-line</li> <li>Plated metal joiners and clips for reinforcement</li> </ul>
<b>In-Line</b>	<ul style="list-style-type: none"> <li>Locating pin prevents incorrect assembly</li> <li>Cap guides the tubes and protects connections</li> <li>Aluminium and technical polymer components</li> <li>Bulkhead mountable</li> <li>Customised multi-connectors upon request</li> </ul>
<b>DIN Rail</b>	<ul style="list-style-type: none"> <li>Used alongside electrical connectors</li> <li>Pressure indication</li> <li>Can be clipped side-by-side into a DIN rail profile [ or <math>\Omega</math></li> <li>Channels or slots for labels for tube identification</li> </ul>



Robotics  
Automotive Process  
Pneumatics  
Semi-Conductors  
Textile  
Packaging

Applications

## Technical Characteristics

<b>Compatible Fluids</b>	Compressed air Other fluids: please consult us
<b>Working Pressure</b>	Vacuum to 10 bar
<b>Working Temperature</b>	-20°C to +80°C

Reliable performance is dependent upon the type of fluid conveyed, component materials and tubing being used.  
Use is guaranteed with a vacuum of 755 mm Hg (99% vacuum).

### Component Materials

- Multi-connectors:**
- panel-mounted: zinc-plated steel, technical polymer
  - in-line: aluminium, technical polymer
  - DIN rail: technical polymer

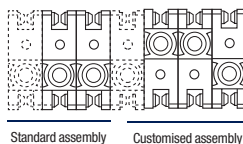
Connections: LF 3000®



Silicone-free

## Installation Configurations

### Panel-Mounted



Standard assembly Customised assembly

A box contains:

- 10 units
- 20 joining clips
- and 4 end pins
- 4 mounting brackets
- 4 coupling clips
- 1 dismantling tool

The module is constructed from a number of symmetrical components connected by joining clips. A coupling clip locks the module closed. A dismantling tool allows disconnection.

Maximum 5 modules recommended for the mating module; the fixed module is not limited.

### In-Line



### Regulations

ISO 14743: Pneumatic fluid power, push-in connectors for thermoplastic tubes

DI: 97/23/EC (PED)

DI: 2002/95/EC (RoHS), 2011/65/EC

DI: 1907/2006 (REACH)

### DIN Rail Connector

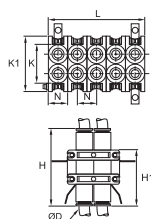


# Modular Plug-In Connectors

## 3300

### Modular Plug-In Connector

Technical polymer, NBR



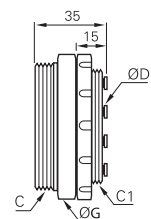
ØD		B	H	H1	K	K1	L	L1	L2	N	Kg
4	<a href="#">3300 04 00</a>	21	40.5	29.5	32	20	55	22	6	11	0.078
6	<a href="#">3300 06 00</a>	28	48	38.5	39	27.5	70	28	7.5	14	0.213
8	<a href="#">3300 08 00</a>	28	50	39	39	27.5	70	28	7.5	14	0.124

Clearance hole for Ø3 mm screw

## 3320

### Multi-Connector Male Screw Body

Technical polymer, NBR



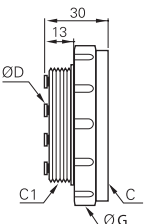
ØD	C	C1		Number of Outlets	G	Kg
4	M38x1.5	M32x1.5	<a href="#">3320 04 00 02</a>	2	42	0.046
	M46x1.5	M40x1.5	<a href="#">3320 04 00 04</a>	4	50	0.070
	M46x1.5	M40x1.5	<a href="#">3320 04 00 07</a>	7	50	0.072
	M65x1.5	M58x1.5	<a href="#">3320 04 00 12</a>	12	70	0.137
6	M38x1.5	M32x1.5	<a href="#">3320 06 00 02</a>	2	42	0.050
	M46x1.5	M40x1.5	<a href="#">3320 06 00 04</a>	4	50	0.070
	M46x1.5	M40x1.5	<a href="#">3320 06 00 07</a>	7	50	0.072
8	M38x1.5	M32x1.5	<a href="#">3320 08 00 02</a>	2	45	0.050

The number of male body outlets must correspond to the same number of outlets on the female body.

## 3321

### Multi-Connector Female Screw Body

Technical polymer, NBR



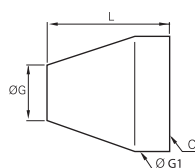
ØD	C	C1		Number of Outlets	G	Kg
4	M38x1.5	M32x1.5	<a href="#">3321 04 00 02</a>	2	45	0.040
	M46x1.5	M40x1.5	<a href="#">3321 04 00 04</a>	4	55	0.065
	M46x1.5	M40x1.5	<a href="#">3321 04 00 07</a>	7	55	0.064
	M65x1.5	M58x1.5	<a href="#">3321 04 00 12</a>	12	75	0.125
6	M38x1.5	M32x1.5	<a href="#">3321 06 00 02</a>	2	45	0.043
	M46x1.5	M40x1.5	<a href="#">3321 06 00 04</a>	4	55	0.066
	M46x1.5	M40x1.5	<a href="#">3321 06 00 07</a>	7	55	0.064
8	M38x1.5	M32x1.5	<a href="#">3321 08 00 02</a>	2	45	0.042

The number of female body outlets must correspond to the same number of outlets on the male body.

## 3329

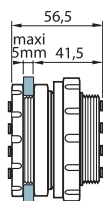
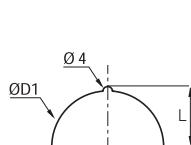
### Multi-Connector Screw Cap

Technical polymer



C		Number of Outlets	G	G1	L	Kg
M32x1.5	<a href="#">3329 00 01</a>	2	32	42	50	0.043
M40x1.5	<a href="#">3329 00 02</a>	4-7	35	50	55	0.058
M58x1.5	<a href="#">3329 00 03</a>	12	34	70	70	0.139

### Overall Dimensions for Bulkhead Mounting

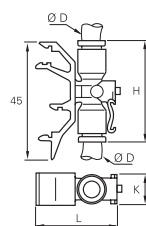


Number of Outlets	L	ØD1
2	17	32.5
4-7	21	40.5
12	30.3	58.5

# Modular Plug-In Connectors

## 3379 DIN Rail Connector for 2 Tubes

Technical polymer, NBR

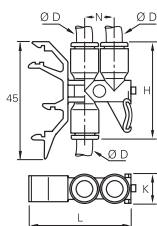


ØD		H	K	L	Kg
4	<a href="#">3379 04 00</a>	34.5	11	39.5	0.010
6	<a href="#">3379 06 00</a>	34.5	11	39.5	0.006
8	<a href="#">3379 08 00</a>	46	13	44.5	0.034

Start pressure test point on the system

## 3381 DIN Rail Connector for 3 Tubes

Technical polymer, NBR



ØD		H	K	L	N	Kg
4	<a href="#">3381 04 00</a>	36.5	11	39.5	11.5	0.012
6	<a href="#">3381 06 00</a>	36.5	11	39.5	11.5	0.028
8	<a href="#">3381 08 00</a>	46	13	44.5	14.5	0.033

Start pressure test point on the system



# Self-Sealing and Oscillating Fittings

Parker Legris has developed these two **innovative** push-in fittings in order to integrate various functions and allow **quick installation** on pneumatic circuits.

## Product Advantages

### Self-Sealing Fittings

Prevents fluid flow when there is no tube connected  
Circuits may remain pressurised when being checked and maintained  
When connected, the compressed air flow is restored in both directions

### Oscillating Fittings

Rotation matched to cylinder rod stroke  
Prevents tube wear due to excessive flexing  
Optimum reliability and durability  
Simplifies circuit assembly



Robotics  
Automotive Process  
Pneumatics  
Semi-Conductors  
Textile  
Packaging

Applications

## Technical Characteristics

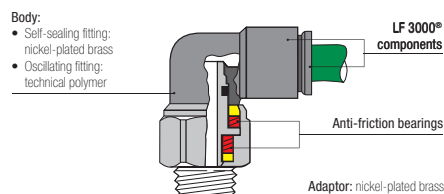
<b>Compatible Fluids</b>	Compressed air Other fluids: please consult us
<b>Working Pressure</b>	Vacuum to 20 bar (10 bar: self-sealing fitting)
<b>Working Temperature</b>	-20°C to +80°C

Reliable performance is dependent upon the type of fluid conveyed, component materials and tubing being used.

Use is guaranteed with a vacuum of 755 mm Hg (99% vacuum).

### Component Materials

#### Swivel Fitting



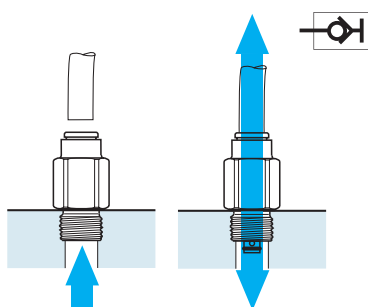
#### Silicone-free

### Regulations

ISO 14743: Pneumatic fluid power, push-in connectors for thermoplastic tubes  
DI: 2002/95/EC (RoHS), 2011/65/EC  
DI: 97/23/EC (PED)  
DI: 1907/2006 (REACH)

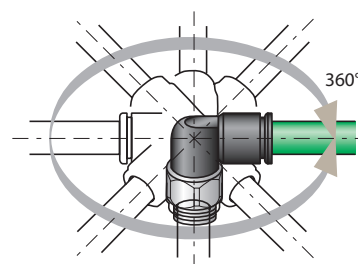
## Installation Configurations

### Self-Sealing Fitting



### Oscillating Fitting

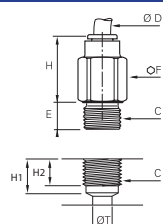
Tube O.D. (mm)	Torque (daN.m)	Max. Rotation Speed (turn/min.)
4	<2.5.10 <sup>-3</sup>	190
6	<4.10 <sup>-3</sup>	160
8	<7.10 <sup>-3</sup>	120
10	<11.10 <sup>-3</sup>	90
12	<16.10 <sup>-3</sup>	80



# Self-Sealing and Oscillating Fittings

## 3391 Self-Sealing Stud Fitting, Male BSPP Thread

Nickel-plated brass, NBR

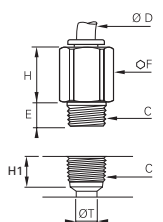


ØD	C		E	F	H	H1	H2	ØT	Kg
4	G1/8	<a href="#">3391 04 10</a>	5	13	18	7.5	6	5	0.017
6	G1/8	<a href="#">3391 06 10</a>	5	14	19.5	9	6	7.5	0.018
8	G1/8	<a href="#">3391 08 10</a>	5	14	29.5	10	6	7.5	0.025
	G1/4	<a href="#">3391 08 13</a>	5.5	16	25.5	11	8	9	0.032
10	G3/8	<a href="#">3391 10 17</a>	5.5	20	27.5	13	11	10	0.054

Maximum working pressure: 10 bar

## 3091 Self-Sealing Stud Fitting, Male BSPT Thread

Nickel-plated brass, NBR

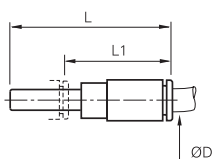


ØD	C		E	F	H	H1	ØT	Kg
4	R1/8	<a href="#">3091 04 10</a>	7.5	12	18	9.5	5	0.014
6	R1/8	<a href="#">3091 06 10</a>	7.5	13	19.5	9.5	7.5	0.015
8	R1/8	<a href="#">3091 08 10</a>	6.5	14	25	10.5	7.5	0.024
	R1/4	<a href="#">3091 08 13</a>	11	14	25.5	13.5	9	0.021
10	R3/8	<a href="#">3091 10 17</a>	11.5	17	27.5	14	10	0.035

Maximum working pressure: 10 bar

## 3160 Self-Sealing Plug-In Fitting

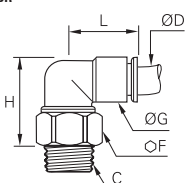
Technical polymer, NBR



ØD		L	L1	Kg
4	<a href="#">3160 04 00</a>	46	33.5	0.006
6	<a href="#">3160 06 00</a>	53.5	31	0.009
8	<a href="#">3160 08 00</a>	58	31	0.014

## 3159 Oscillating Elbow, Male BSPT Thread

Technical polymer, nickel-plated brass, NBR

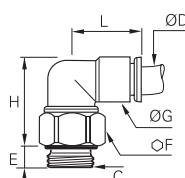


ØD	C		F	G	H	L	Kg
4	R1/8	<a href="#">3159 04 10</a>	12	11	22	17.5	0.013
	R1/8	<a href="#">3159 06 10</a>	14	14	26.5	20.5	0.020
6	R1/4	<a href="#">3159 06 13</a>	14	14	23.5	20.5	0.022
	R1/8	<a href="#">3159 08 10</a>	17	16	32	23.5	0.034
8	R1/4	<a href="#">3159 08 13</a>	17	16	29	23.5	0.034
	R3/8	<a href="#">3159 08 17</a>	17	16	25	23.5	0.031
10	R1/4	<a href="#">3159 10 13</a>	19	19.5	37.5	29	0.051
	R3/8	<a href="#">3159 10 17</a>	19	19.5	33.5	29	0.045
12	R1/4	<a href="#">3159 12 13</a>	21	22	44.5	33.5	0.074
	R3/8	<a href="#">3159 12 17</a>	21	22	41	33.5	0.067

Pre-coated thread

## 3189 Oscillating Elbow, Male BSPP and Metric Thread

Technical polymer, nickel-plated brass, NBR



ØD	C		E	F	G	H	L	Kg
4	M5x0.8	<a href="#">3189 04 19</a>	3	12	11	24.5	17.5	0.012
	G1/8	<a href="#">3189 04 10</a>	5	13	11	23	17.5	0.014
	M5x0.8	<a href="#">3189 06 19</a>	3	12	14	27.5	20.5	0.017
6	G1/8	<a href="#">3189 06 10</a>	5	14	14	27	20.5	0.020
	G1/4	<a href="#">3189 06 13</a>	5.5	16	14	25.5	20.5	0.023
	G1/8	<a href="#">3189 08 10</a>	5	17	16	33.5	23.5	0.034
8	G1/4	<a href="#">3189 08 13</a>	5.5	17	16	31	23.5	0.032
	G3/8	<a href="#">3189 08 17</a>	5.5	20	16	29.5	23.5	0.039
	G1/4	<a href="#">3189 10 13</a>	5.5	19	19.5	39	29	0.053
10	G3/8	<a href="#">3189 10 17</a>	5.5	20	19.5	37	29	0.050
	G1/4	<a href="#">3189 12 13</a>	5.5	21	22	46.5	33.5	0.073
12	G3/8	<a href="#">3189 12 17</a>	5.5	21	22	45.5	33.5	0.071

# Accessories for Push-In Fittings

Parker Legris has designed these different accessories to improve **safety** and circuit **identification**.

## Product Advantages

### Safety

- Protection of operators and equipment
- Prevents accidental disconnection
- Disconnection only possible with tooling
- Resistance to grease and cleaning agents

### Ergonomic

- Colour-coding for fluid circuit identification (6 colours)
- Setting and fixing of your circuits thanks to clips and release button covers
- Easy disconnection with tool where access is difficult
- Adapted to meet all installation configurations



Robotics  
Automotive Process  
Pneumatics  
Semi-Conductors  
Textile  
Water Treatment  
Beverage Dispensers

Applications

## Technical Characteristics

Compatible Ranges	LF 3000®, LIQUIfit®
Working Temperature	-20°C to +95°C
Component Materials	Tamper-proof safety clip, release button cover, clip: technical polymer Reducer and plug: nickel-plated brass

## Installation Process

### Tamper-Proof Safety Clip



### Coloured Release Button Covers

Coloured release button covers can be mounted on LF 3000® and LIQUIfit® fittings, supplied fitted with manual release buttons.

5 colours are available and allows colour coding to be used throughout circuits.



### Disconnection Tool

In cases where access is difficult, this tool can be particularly useful.



### Clip Strips

Clips are also designed to fix LF 3000® fittings in series within a minimum of space.



The complete range of accessories can be found in Chapter 9.

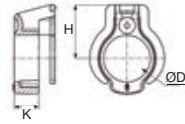
# Accessories for Push-In Fittings

LF 3000®

Push-In Fittings

## 3130 Tamper-Proof Safety Clip

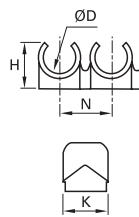
Technical polymer



ØD							H	K	kg
4	3130 04 01	3130 04 02	3130 04 03	3130 04 04	3130 04 05	3130 04 10	6.6	3	0.001
6	3130 06 01	3130 06 02	3130 06 03	3130 06 04	3130 06 05	3130 06 10	7.8	3.1	0.001
8	3130 08 01	3130 08 02	3130 08 03	3130 08 04	3130 08 05	3130 08 10	9.5	4.3	0.001
10	3130 10 01	3130 10 02	3130 10 03	3130 10 04	3130 10 05	3130 10 10	10.8	4.2	0.002
12	3130 12 01	3130 12 02	3130 12 03	3130 12 04	3130 12 05	3130 12 10	12.5	5.1	0.003
14	3130 14 01	3130 14 02	3130 14 03	3130 14 04	3130 14 05	3130 14 10	15	6	0.004

## CLIP Clip Strip for Tubes and Fittings

Technical polymer

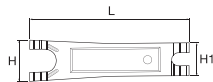


ØD		Number of Outlets	H	K	N	kg
4	CLIP 04 00	8	9	13.5	10.5	0.007
6	CLIP 06 00	8	10.5	13	10.5	0.008
8	CLIP 08 00	7	12.5	10.5	12	0.007
10	CLIP 10 00	6	14	12	15	0.005
12	CLIP 12 00	5	16.5	14	16.5	0.009
14	CLIP 14 00	4	18	16	20.5	0.009

Delivered in boxes of 10 strips of the same diameter (complete with self-tapping screws of 95 mm length). These clips can be used with metric or inch tubing.

## 3000 70 Dismounting Tool

Treated steel



3000 70 00

H	H1	L	kg
25	20	96	0.021

For dismantling LF 3000® tubing/fittings where access is difficult, we recommend the use of this dismantling tool.

## 3110 Coloured Release Button Covers

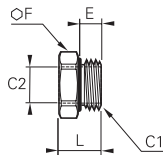
Technical polymer



ØD						kg
4	3110 04 00	3110 04 02	3110 04 03	3110 04 04	3110 04 05	0.001
6	3110 06 00	3110 06 02	3110 06 03	3110 06 04	3110 06 05	0.001
8	3110 08 00	3110 08 02	3110 08 03	3110 08 04	3110 08 05	0.001
10	3110 10 00	3110 10 02	3110 10 03	3110 10 04	3110 10 05	0.001
12	3110 12 00	3110 12 02	3110 12 03	3110 12 04	3110 12 05	0.001
14	3110 14 00	3110 14 02	3110 14 03	3110 14 04	3110 14 05	0.002

## 0178 Reducer, Male/Female BSPP and Metric Thread

Nickel-plated brass, NBR

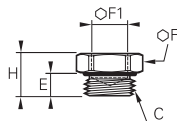


C1	C2		E	F	L	kg
M7x1	M5x0.8	0178 55 19	5	10	12	0.005
G1/8	M5x0.8	0178 10 19	5	13	9	0.005
G1/4	G1/8	0178 13 10	5.5	16	9.5	0.006
G1/8	G1/8	0178 17 10	5.5	20	10.5	0.016
G3/8	G1/4	0178 17 13	5.5	20	10.5	0.011
G1/2	G1/4	0178 21 13	7.5	24	12.5	0.024
G3/8	G3/8	0178 21 17	7.5	24	12.5	0.016
G3/4	G1/2	0178 27 21	7.5	32	13.5	0.035

With integrated O-ring seal

## 0222 Internal Hex Plug, Male BSPP and Metric Thread

Nickel-plated brass, NBR



C		E	F	F1	H	kg
M5x0.8	0222 19 00	3.5	8	2.5	7	0.002
M7x1	0222 55 00	5	10	3	8.5	0.003
G1/8	0222 10 00	5	13	5	8.5	0.006
G1/4	0222 13 00	5.5	16	6	9.5	0.010
G3/8	0222 17 00	5.5	20	8	10.5	0.019
G1/2	0222 21 00	7.5	24	10	12	0.031

With integrated O-ring seal



# LF 3200 (3 mm) Push-In Fittings Range

LF 3000®

Push-In Fittings

## Stud Fittings

<b>3281</b> Metric Page 1-41	<b>3299</b> Metric Page 1-41	<b>3229</b> Metric Page 1-41	<b>3298</b> Metric Page 1-41	<b>3293</b> Metric Page 1-41	<b>3218</b> Metric Page 1-42
					

## Tube-to-Tube Fittings and Accessories

<b>3206</b> Straight Page 1-43	<b>3202</b> Elbow Page 1-43	<b>3204</b> Tee Page 1-43	<b>3266</b> Reducer Page 1-43	<b>3226</b> Plug Page 1-43
				

# LF 3200 Push-In Fittings (3 mm)

Miniature pneumatic installations are very precise and sensitive systems, having specific operating characteristics. Consequently, Parker Legris has developed this **ergonomic** range of brass push-in fittings for its **mechanical robustness** and **compactness**.

## Product Advantages

### Compact & Lightweight

25% smaller than other fittings on the market for optimum actuator dimensions  
Minimum weight for maximum efficiency  
Reduces energy consumption and limits actuator wear

### Resistance & Performance

All brass components for excellent impact resistance  
Gripping system with collet for increased robustness and service life  
Excellent resistance to high operating pressures

### Reliability

100% leak-tested in production  
Date coding to guarantee quality and traceability  
Ideal for very sensitive applications  
Corrosion-resistant



Pneumatic Panels  
Robotics  
Semi-Conductors  
Textile  
Pneumatics  
Vacuum

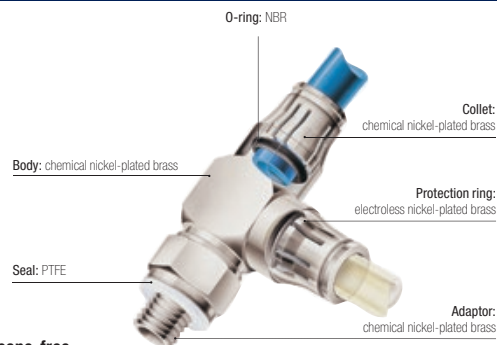
### Applications

## Technical Characteristics

Compatible Fluids	Compressed air
Working Pressure	Vacuum to 20 bar
Working Temperature	-15°C to +80°C
Tightening Torque (daN.m)	0.01 to 0.1

Reliable performance is dependent upon the type of fluid conveyed, component materials and tubing being used.  
Use is guaranteed with a vacuum of 755 mm Hg (99% vacuum).

### Component Materials




### Silicone-free

### Regulations

ISO 14743 ISO 14743: Pneumatic fluid power, push-in connectors for thermoplastic tubes

DI: 97/23/EC (PED)  
DI: 2002/95/EC (RoHS), 2011/65/EC  
DI: 94/9/EC (ATEX)  
RG: 1907/2006 (REACH)

## Installation Configurations



The LF 3200 fitting, connected with a 3 mm polyurethane or antistatic polyurethane tube, is the perfect solution for compact installations:

- which are highly stressed
- whose reliability is critical

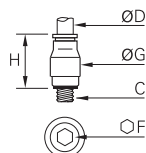
# Stud Fittings

LF 3000®

Push-In Fittings

## 3281 Stud Fitting, Male Metric Thread

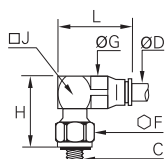
Nickel-plated brass, NBR



ØD	C		F	G	H	Kg
3	M3x0.5	<a href="#">3281 03 09</a>	1.5	6	9.5	0.001
	M5x0.8	<a href="#">3281 03 19</a>	1.5	8	9.5	0.002

## 3299 Compact Stud Elbow, Male Metric Thread

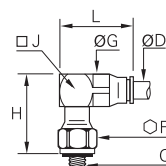
Nickel-plated brass, NBR



ØD	C		F	G	H	J	L	Kg
3	M3x0.5	<a href="#">3299 03 09</a>	6	6	13.5	6	13.5	0.004
	M5x0.8	<a href="#">3299 03 19</a>	8	6	13	6	13.5	0.005

## 3229 Extended Stud Elbow, Male Metric Thread

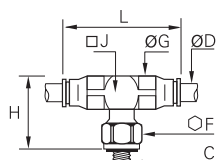
Nickel-plated brass, NBR



ØD	C		F	G	H	J	L	Kg
3	M3x0.5	<a href="#">3229 03 09</a>	6	6	16	6	13.5	0.004
	M5x0.8	<a href="#">3229 03 19</a>	8	6	17	6	13.5	0.005

## 3298 Stud Branch Tee, Male Metric Thread

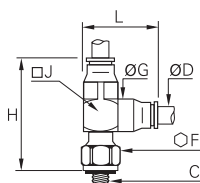
Nickel-plated brass, NBR



ØD	C		F	G	H	J	L	Kg
3	M3x0.5	<a href="#">3298 03 09</a>	6	6	13.5	6	20.5	0.004
	M5x0.8	<a href="#">3298 03 19</a>	8	6	13	6	20.5	0.005

## 3293 Stud Run Tee, Male Metric Thread

Nickel-plated brass, NBR



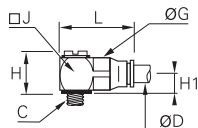
ØD	C		F	G	H	J	L	Kg
3	M3x0.5	<a href="#">3293 03 09</a>	6	6	20	6	13.5	0.004
	M5x0.8	<a href="#">3293 03 19</a>	8	6	20	6	13.5	0.005

# Stud Fittings

**3218**

Single Banjo, Male Metric Thread

Nickel-plated brass, NBR



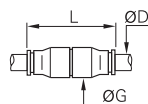
ØD	C		G	H	H1	J	L	Kg
3	M3x0.5	<a href="#">3218 03 09</a>	6	9.5	4	6	12.5	0.002
	M5x0.8	<a href="#">3218 03 19</a>	6	10.5	4.5	8	15	0.005

# Tube-to-Tube Fittings and Accessories

## 3206

### Equal Tube/Tube Connector

Nickel-plated brass, NBR

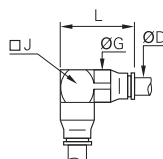


ØD		G	L	Kg
3	<a href="#">3206 03 00</a>	6	17	0.002

## 3202

### Equal Elbow

Nickel-plated brass, NBR

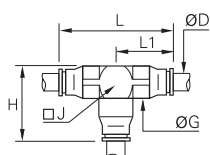


ØD		G	J	L	Kg
3	<a href="#">3202 03 00</a>	6	6	13.5	0.003

## 3204

### Equal Tee

Nickel-plated brass, NBR

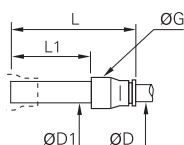


ØD		G	H	J	L	L1	Kg
3	<a href="#">3204 03 00</a>	6	13.5	6	20.5	10.5	0.004

## 3266

### Plug-In Reducer

Nickel-plated brass, NBR, technical polymer

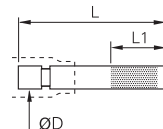


ØD	ØD1		G	L	L1	Kg
3	4	<a href="#">3266 03 04</a>	6	28	19	0.001

## 3226

### Blanking Plug

Nickel-plated brass



ØD		L	L1	Kg
3	<a href="#">3226 03 00</a>	20	10	0.001