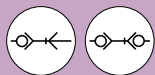




Mini industrial coupling in plastics POM and PVDF with the world's most popular profile in this nominal diameter. Above average flow performance for liquid and gaseous media. Coupling system with single-hand operation. This new type of plastic locking system with handy sleeve considerably expands the applications of this series. Two sleeve forms - tapered and cylindrical, where the tapered sleeve form facilitates handling with gloves. The color coding of the coupling and plug offers a guarantee for avoiding mix-ups between media when coupling.

- Available valve types:
 - Single Shut-off
 - Double Shut-off



RectuPOM

Working Pressure*:

up to 10 bar (POM, at 20°C)

Material:

- Coupling: POM black
- Plug: POM black
- Seals: NBR

Working Temperature:

-20°C up to +80°C (POM)

Flow Rate Air:

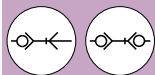
- Single Shut-Off: 550 l/min.
- Double Shut-Off: 310 l/min.

inlet pressure 6 bar, pressure drop 0.5 bar

Flow Rate Water:

- Single Shut-Off: 7 l/min.
- Double Shut-Off: 2.7 l/min.

pressure drop 0.5 bar



RectuChem

Working Pressure*:

up to 8 bar (PVDF, at 20°C)

Material:

- Coupling: PVDF white
- Plug: PVDF white
- Seals: FKM

Working Temperature:

-20°C up to +120°C (PVDF)

Flow Rate Air:

- Single Shut-Off: 550 l/min.
- Double Shut-Off: 310 l/min.

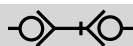
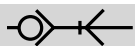
inlet pressure 6 bar, pressure drop 0.5 bar

Flow Rate Water:

- Single Shut-Off: 7 l/min.
- Double Shut-Off: 2.7 l/min.

pressure drop 0.5 bar

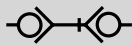
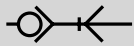
* maximum static working pressure with design factor 4 to 1.



Single Shut-Off / Double Shut-off



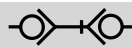
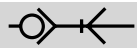
	Connection A	HEX	HEX1	L	L1	L2	D	B	G	Color Sleeve	Part Number POM	Part Number CHEM
 21KBAW Coupler with valve, Male Thread with tapered sleeve	G1/8	17		50	7		25.5			Standard	21KBAW10DPX	21KBAW10FVX
	G1/4	17		50	7		25.5			Standard	21KBAW13DPX	21KBAW13FVX
 21KBAW Coupler with valve, Male Thread with cylindrical sleeve	G1/8	17		50	7		21			Blue	21KBAW10DPXGB	21KBAW10FVXGB
	G1/8	17		50	7		21			Red	21KBAW10DPXGR	21KBAW10FVXGR
	G1/8	17		50	7		21			Standard	21KBAW10DPXG	21KBAW10FVXG
	G1/4	17		50	7		21			Blue	21KBAW13DPXGB	21KBAW13FVXGB
	G1/4	17		50	7		21			Red	21KBAW13DPXGR	21KBAW13FVXGR
	G1/4	17		50	7		21			Standard	21KBAW13DPXG	21KBAW13FVXG



Single Shut-Off / Double Shut-off

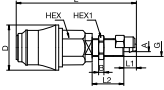
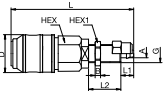
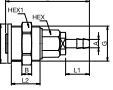
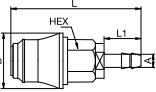
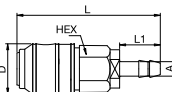


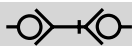
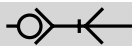
	Connection A	HEX	HEX1	L	L1	L2	D	B	G	Color Sleeve	Part Number POM	Part Number CHEM
 <p>21KBIW Coupler with valve, Female Thread with tapered sleeve</p>	G1/8	17		53	8		25.5			Standard	21KBIW10DPX	21KBIW10FVX
	G1/4	17		39	9		25.5			Standard	21KBIW13DPX	21KBIW13FVX
 <p>21KBIW Coupler with valve, Female Thread with cylindrical sleeve</p>	G1/8	17		53	8		21			Blue	21KBIW10DPXGB	21KBIW10FVXGB
	G1/8	17		53	8		21			Red	21KBIW10DPXGR	21KBIW10FVXGR
	G1/8	17		53	8		21			Standard	21KBIW10DPXG	21KBIW10FVXG
	G1/4	17		39	9		21			Blue	21KBIW13DPXGB	21KBIW13FVXGB
	G1/4	17		39	9		21			Red	21KBIW13DPXGR	21KBIW13FVXGR
	G1/4	17		39	9		21			Standard	21KBIW13DPXG	21KBIW13FVXG
 <p>21KBKE Coupler with valve, Panel Mount for Plastic Hose Connection for Front Panel Installation</p>	4 x 6	17	27	56	7	20.5	28	7	M25x1	Standard	21KBKE06DPX	21KBKE06FVX
	6 x 8	17	27	56	7	20.5	28	7	M25x1	Standard	21KBKE08DPX	21KBKE08FVX
 <p>21KBKO Coupler with valve, with Plastic Hose Connection with tapered sleeve</p>	4 x 6	17		56	6	7	25.5		M10x1	Standard	21KBK006DPX	21KBK006FVX
	6 x 8	17		56	6	7	25.5		M12x1	Standard	21KBK008DPX	21KBK008FVX
 <p>21KBKO Coupler with valve, with Plastic Hose Connection with cylindrical sleeve</p>	4 x 6	17		56	6	7	21			Blue	21KBK006DPXGB	21KBK006FVXGB
	4 x 6	17		56	6	7	21			Red	21KBK006DPXGR	21KBK006FVXGR
	4 x 6	17		56	6	7	21			Standard	21KBK006DPXG	21KBK006FVXG
	6 x 8	17		56	6	7	21			Blue	21KBK008DPXGB	21KBK008FVXGB
	6 x 8	17		56	6	7	21			Red	21KBK008DPXGR	21KBK008FVXGR
	6 x 8	17		56	6	7	21			Standard	21KBK008DPXG	21KBK008FVXR



Single Shut-Off / Double Shut-off

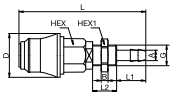
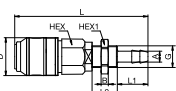


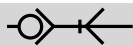
	Connection A	HEX	HEX1	L	L1	L2	D	B	G	Color Sleeve	Part Number POM	Part Number CHEM
 21KBKS Coupler with valve, Panel Mount with Plastic Hose Connection with tapered sleeve	4 x 6	17	14	68	7	18	25.5	4	M10x1	Standard	21KBKS06DPX	21KBKS06FVX
	6 x 8	17	17	68	7	18	25.5	4	M12x1	Standard	21KBKS08DPX	21KBKS08FVX
 21KBKS Coupler with valve, Panel Mount with Plastic Hose Connection with cylindrical sleeve	4 x 6	17	14	68	7	18	21	4	M10x1	Blue	21KBKS06DPXGB	21KBKS06FVXGB
	4 x 6	17	14	68	7	18	21	4	M10x1	Red	21KBKS06DPXGR	21KBKS06FVXGR
	4 x 6	17	14	68	7	18	21	4	M10x1	Standard	21KBKS06DPXG	21KBKS06FVXG
	6 x 8	17	17	68	7	18	21	4	M12x1	Blue	21KBKS08DPXGB	21KBKS08FVXGB
	6 x 8	17	17	68	7	18	21	4	M12x1	Red	21KBKS08DPXGR	21KBKS08FVXGR
	6 x 8	17	17	68	7	18	21	4	M12x1	Standard	21KBKS08DPXG	21KBKS08FVXG
 21KBTE Coupler with valve, Panel Mount for Hose Barb for Front Panel Installation	4	17	27	60	17	20.5	28	7	M25x1	Standard	21KBTE04DPX	21KBTE04FVX
	6	17	27	60	17	20.5	28	7	M25x1	Standard	21KBTE06DPX	21KBTE06FVX
 21KBTF Coupler with valve, Hose Barb with tapered sleeve	4	17		60	17		25.5			Standard	21KBTF04DPX	21KBTF04FVX
	6	17		60	17		25.5			Standard	21KBTF06DPX	21KBTF06FVX
	4	17		60	17		21			Blue	21KBTF04DPXGB	21KBTF04FVXGB
 21KBTF Coupler with valve, Hose Barb with cylindrical sleeve	4	17		60	17		21			Standard	21KBTF04DPXG	21KBTF04FVXG
	6	17		60	17		21			Blue	21KBTF06DPXGB	21KBTF06FVXGB
	6	17		60	17		21			Red	21KBTF06DPXGR	21KBTF06FVXGR
	6	17		60	17		21			Standard	21KBTF06DPXG	21KBTF06FVXG
	6	17		60	17		21			Standard	21KBTF06DPXG	21KBTF06FVXG



Single Shut-Off / Double Shut-off






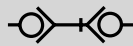
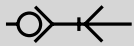
	Connection A	HEX	HEX1	L	L1	L2	D	B	G	Color Sleeve	Part Number POM	Part Number CHEM
 <p>21KBTS Coupler with valve, Panel Mount with Hose Barb with tapered sleeve</p>	4	17	14	74	17	14	25.5	4	M10x1	Standard	21KBTS04DPX	21KBTS04FVX
	6	17	14	74	17	14	25.5	4	M10x1	Standard	21KBTS06DPX	21KBTS06FVX
	4	17	14	74	17	14	21	4	M10x1	Blue	21KBTS04DPXGB	21KBTS04FVXGB
 <p>21KBTS Coupler with valve, Panel Mount with Hose Barb with cylindrical sleeve</p>	4	17	14	74	17	14	21	4	M10x1	Red	21KBTS04DPXGR	21KBTS04FVXGR
	4	17	14	74	17	14	21	4	M10x1	Standard	21KBTS04DPXG	21KBTS04FVXG
	6	17	17	74	17	14	21	4	M12x1	Blue	21KBTS06DPXGB	21KBTS06FVXGB
	6	17	17	74	17	14	21	4	M12x1	Red	21KBTS06DPXGR	21KBTS06FVXGR
	6	17	17	74	17	14	21	4	M12x1	Standard	21KBTS06DPXG	21KBTS06FVXG



Single Shut-Off



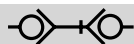
	Connection A	HEX	HEX1	L	L1	L2	D	B	G	Color Sleeve	Part Number POM	Part Number CHEM
 <p>21SFAW Plug without valve, Male Thread</p>	G1/4	17		28	9					Standard	21SFAW13DXX	21SFAW13FXX
	G1/4	17		25	9					Blue	21SFIW13DXXB	21SFIW13FXXB
 <p>21SFIW Plug without valve, Female Thread</p>	G1/4	17		25	9					Red	21SFIW13DXXR	21SFIW13FXXR
	G1/4	17		25	9					Standard	21SFIW13DXX	21SFIW13FXX
	4			32	17						Standard	21SFTF04DXX
 <p>21SFTF Plug without valve, Hose Barb</p>	6			32	17					Standard	21SFTF06DXX	21SFTF06FXX



Single Shut-Off / Double Shut-off

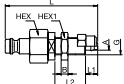
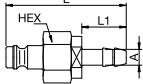
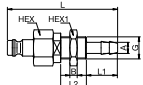


Connection A	HEX	HEX1	L	L1	L2	D	B	G	Color Sleeve	Part Number POM	Part Number CHEM
<p>21SBAW Plug with valve, Male Thread</p>	G1/8	17	36	7					Blue	21SBAW10DPXB	21SBAW10FVXB
	G1/8	17	36	7					Red	21SBAW10DPXR	21SBAW10FVXR
	G1/8	17	36	7					Standard	21SBAW10DPX	21SBAW10FVX
	G1/4	17	38	7					Blue	21SBAW13DPXB	21SBAW13FVXB
	G1/4	17	38	7					Red	21SBAW13DPXR	21SBAW13FVXR
	G1/4	17	38	7					Standard	21SBAW13DPX	21SBAW13FVX
<p>21SBIW Plug with valve, Female Thread</p>	G1/8	17	39	8					Blue	21SBIW10DPXB	21SBIW10FVXB
	G1/8	17	39	8					Red	21SBIW10DPXR	21SBIW10FVXR
	G1/8	17	39	8					Standard	21SBIW10DPX	21SBIW10FVX
	G1/4	17	42	10					Blue	21SBIW13DPXB	21SBIW13FVXB
	G1/4	17	42	10					Red	21SBIW13DPXR	21SBIW13FVXR
	G1/4	17	42	10					Standard	21SBIW13DPX	21SBIW13FVX
<p>21SBKO Plug with valve, with Plastic Hose Connection</p>	4 x 6	17	42	7	6				Blue	21SBK006DPXB	21SBK006FVXB
	4 x 6	17	42	7	6				Red	21SBK006DPXR	21SBK006FVXR
	4 x 6	17	42	7	6				Standard	21SBK006DPX	21SBK006FVX
	6 x 8	17	42	7	6				Blue	21SBK008DPXB	21SBK008FVXB
	6 x 8	17	42	7	6				Red	21SBK008DPXR	21SBK008FVXR
	6 x 8	17	42	7	6				Standard	21SBK008DPX	21SBK008FVX



Double Shut-Off



	Connection A	HEX	HEX1	L	L1	L2	D	B	G	Color Sleeve	Part Number POM	Part Number CHEM
 <p>21SBKS Plug with valve, Panel Mount with Plastic Hose Connection</p>	4 x 6	17	14	54	7	18	4	M10x1	Blue	21SBKS06DPXB	21SBKS06FVXB	
	4 x 6	17	14	54	7	18	4	M10x1	Red	21SBKS06DPXR	21SBKS06FVXR	
	4 x 6	17	14	54	7	18	4	M10x1	Standard	21SBKS06DPX	21SBKS06FVX	
	6 x 8	17	17	54	7	18	4	M12x1	Blue	21SBKS08DPXB	21SBKS08FVXB	
	6 x 8	17	17	54	7	18	4	M12x1	Red	21SBKS08DPXR	21SBKS08FVXR	
	6 x 8	17	17	54	7	18	4	M12x1	Standard	21SBKS08DPX	21SBKS08FVX	
 <p>21SBTF Plug with valve, Hose Barb</p>	4	17		46	17				Standard	21SBTF04DPX	21SBTF04FVX	
	4	17		46	17				Blue	21SBTF04DPXB	21SBTF04FVXB	
	4	17		46	17				Red	21SBTF04DPXR	21SBTF04FVXR	
	6	17		46	17				Standard	21SBTF06DPX	21SBTF06FVX	
	6	17		46	17				Blue	21SBTF06DPXB	21SBTF06FVXB	
	6	17		46	17				Red	21SBTF06DPXR	21SBTF06FVXR	
 <p>21SBTS Plug with valve, Panel Mount with Hose Barb</p>	4	17	14	60	7	14	4	M10x1	Blue	21SBTS04DPXB	21SBTS04FVXB	
	4	17	14	60	7	14	4	M10x1	Red	21SBTS04DPXR	21SBTS04FVXR	
	4	17	14	60	7	14	4	M10x1	Standard	21SBTS04DPX	21SBTS04FVX	
	6	17	17	60	7	14	4	M12x1	Blue	21SBTS06DPXB	21SBTS06FVXB	
	6	17	17	60	7	14	4	M12x1	Red	21SBTS06DPXR	21SBTS06FVXR	
	6	17	17	60	7	14	4	M12x1	Standard	21SBTS06DPX	21SBTS06FVX	