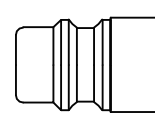


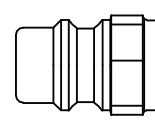


Coded industrial coupling system developed on the basis of series 25. Coupling system with single-hand operation. High Flow valve for optimum flow and low pressure drop. The mechanical coding of the coupling and plug offers a guarantee for avoiding mix-ups between media when coupling, which is complemented by the color coding of the anodised sleeves. Double shut-off and straightthrough couplings are available upon request. Cannot be interconnected with the Rectus standard 25 series.

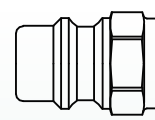
coded - 0



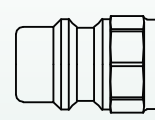
coded - 3



coded - 6



coded - 8



KA Single Shut-Off

Working Pressure*:
up to 12 bar

Material:

- **Coupling:** Brass or nickel plated brass
- **Plug:** Nickel plated brass
- **Seals:** NBR

Working Temperature:
-20°C up to +100°C (NBR)

Flow Rate Air:
1.800 l/min.
inlet pressure 6 bar, pressure drop 0.5 bar

Flow Rate Water:
28 l/min.
pressure drop 0.5 bar

KB Double Shut-Off

Working Pressure*:
up to 35 bar

Material:

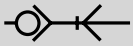
- **Coupling:** Nickel plated brass / steel
- **Plug:** Nickel plated brass
- **Seals:** NBR

Working Temperature:
-20°C up to +100°C (NBR)

Flow Rate Air:
710 l/min.
inlet pressure 6 bar, pressure drop 0.5 bar

Flow Rate Water:
7.1 l/min.
pressure drop 0.5 bar

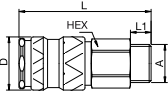
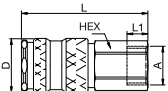
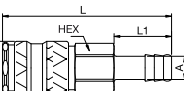
* maximum static working pressure with design factor 4 to 1.

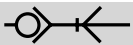


Single Shut-Off



Nickel-plated brass

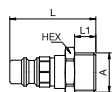
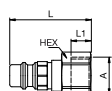
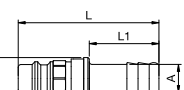
Connection A	HEX	L	L1	L2	D	G	0	3	6	8
							Part Number	Part Number	Part Number	Part Number
 25KAAW Coupler with valve, Male Thread	G1/4	19	60	9		23	25KAAW13BPN0	25KAAW13BPN3	25KAAW13BPN6	25KAAW13BPN8
	G3/8	19	58	9		23	25KAAW17BPN0	25KAAW17BPN3	25KAAW17BPN6	25KAAW17BPN8
	G1/2	22	61	12		23	25KAAW21BPN0	25KAAW21BPN3	25KAAW21BPN6	25KAAW21BPN8
 25KAIW Coupler with valve, Female Thread	G1/4	19	56	10		23	25KAIW13BPN0	25KAIW13BPN3	25KAIW13BPN6	25KAIW13BPN8
	G3/8	19	55	9		23	25KAIW17BPN0	25KAIW17BPN3	25KAIW17BPN6	25KAIW17BPN8
	G1/2	24	58	12		23	25KAIW21BPN0	25KAIW21BPN3	25KAIW21BPN6	25KAIW21BPN8
 25KATF Coupler with valve, Hose Barb	6	19	74	25		23	25KATF06BPN0	25KATF06BPN3	25KATF06BPN6	25KATF06BPN8
	9	19	74	25		23	25KATF09BPN0	25KATF09BPN3	25KATF09BPN6	25KATF09BPN8
	13	19	74	25		23	25KATF13BPN0	25KATF13BPN3	25KATF13BPN6	25KATF13BPN8

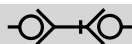


Single Shut-Off



Nickel-plated brass

Connection A	HEX	L	L1	L2	D	G	0	3	6	8
							Part Number	Part Number	Part Number	Part Number
 26SFAW Plug without valve, Male Thread	G1/4	17	36.5	9			26SFAW13MXN0	26SFAW13MXN3	26SFAW13MXN6	26SFAW13MXN8
	G3/8	19	36.5	9			26SFAW17MXN0	26SFAW17MXN3	26SFAW17MXN6	26SFAW17MXN8
 26SFIW Plug without valve, Female Thread	G1/4	17	36.5	10			26SFIW13MXN0	26SFIW13MXN3	26SFIW13MXN6	26SFIW13MXN8
	G3/8	19	36.5	10			26SFIW17MXN0	26SFIW17MXN3	26SFIW17MXN6	26SFIW17MXN8
 26SFTF Plug without valve, Hose Barb	6		50.5	25		15	26SFTF06MXN0	26SFTF06MXN3	26SFTF06MXN6	26SFTF06MXN8
	9		50.5	25		15	26SFTF09MXN0	26SFTF09MXN3	26SFTF09MXN6	26SFTF09MXN8

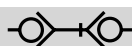


Double Shut-off



Nickel-plated brass

Connection A	HEX	L	L1	L2	D	G				
							0	3	6	8
							Part Number	Part Number	Part Number	Part Number
 25KBAW Coupler with valve, Male Thread	G1/4	19	60	9	23		25KBAW13BPNO	25KBAW13BPN3	25KBAW13BPN6	25KBAW13BPN8
	G3/8	19	58	9	23		25KBAW17BPNO	25KBAW17BPN3	25KBAW17BPN6	25KBAW17BPN8
	G1/2	22	61	12	23		25KBAW21BPNO	25KBAW21BPN3	25KBAW21BPN6	25KBAW21BPN8
 25KBIW Coupler with valve, Female Thread	G1/4	19	56	10	23		25KBIW13BPNO	25KBIW13BPN3	25KBIW13BPN6	25KBIW13BPN8
	G3/8	19	55	9	23		25KBIW17BPNO	25KBIW17BPN3	25KBIW17BPN6	25KBIW17BPN8
	G1/2	24	58	12	23		25KBIW21BPNO	25KBIW21BPN3	25KBIW21BPN6	25KBIW21BPN8
 25KBTF Coupler with valve, Hose Barb	6	19	74	25	23		25KBTF06BPNO	25KBTF06BPN3	25KBTF06BPN6	25KBTF06BPN8
	9	19	74	25	23		25KBTF09BPNO	25KBTF09BPN3	25KBTF09BPN6	25KBTF09BPN8
	13	19	74	25	23		25KBTF13BPNO	25KBTF13BPN3	25KBTF13BPN6	25KBTF13BPN8



Double Shut-off



Nickel-plated brass

Connection A	HEX	L	L1	L2	D	G				
							0	3	6	8
							Part Number	Part Number	Part Number	Part Number
 25SBAW Plug with valve, Male Thread	G1/4	22	44.5	9			25SBAW13MPNO	25SBAW13MPN3	25SBAW13MPN6	25SBAW13MPN8
	G3/8	22	44.5	9			25SBAW17MPNO	25SBAW17MPN3	25SBAW17MPN6	25SBAW17MPN8
 25SBIW Plug with valve, Female Thread	G1/4	22	44.5	10			25SBIW13MPNO	25SBIW13MPN3	25SBIW13MPN6	25SBIW13MPN8
	G3/8	22	44.5	9			25SBIW17MPNO	25SBIW17MPN3	25SBIW17MPN6	25SBIW17MPN8
 25SBTF Plug with valve, Hose Barb	6	21	61.5	25			25SBTF06MPNO	25SBTF06MPN3	25SBTF06MPN6	25SBTF06MPN8
	9	21	61.5	25			25SBTF09MPNO	25SBTF09MPN3	25SBTF09MPN6	25SBTF09MPN8