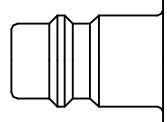




Universal industrial coupling with standard European profile for use with gaseous, liquid and aggressive media. Coupling system with single-hand operation. High Flow valve for optimum flow and low pressure drop. The series stands out for its robust design and long service life even with the harshest use. The collar design minimises damage to the valve body.

- Available on request:
 - with additional end connections
 - other seals for different temperature ranges and fluids



Euro Profile



Dust Protections (P. 357)
for Coupling Part.-No. SK23S
for Plug Part.-No. SK12S

KA Single Shut-Off

Working Pressure*:
up to 35 bar

Material:

- Coupling: AISI 303 / AISI 316 L
- Plug: AISI 303 / AISI 316 L
- Seals: FKM

Working Temperature:
-15°C up to +200°C (FKM)

Flow Rate Air:
1.800 l/min.
inlet pressure 6 bar, pressure drop 0.5 bar

Flow Rate Water:
28 l/min.
pressure drop 0.5 bar

KB Double Shut-Off

Working Pressure*:
up to 35 bar

Material:

- Coupling: AISI 303 / AISI 316 L
- Plug: AISI 303 / AISI 316 L
- Seals: FKM

Working Temperature:
-15°C up to +200°C (FKM)

Flow Rate Air:
710 l/min.
inlet pressure 6 bar, pressure drop 0.5 bar

Flow Rate Water:
7.1 l/min.
pressure drop 0.5 bar

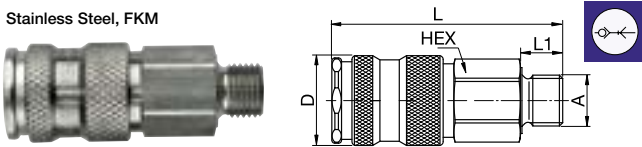
* maximum static working pressure with design factor 4 to 1.

Single Shut-Off

Single Shut-Off

25KAAW Coupler with valve, Male Thread

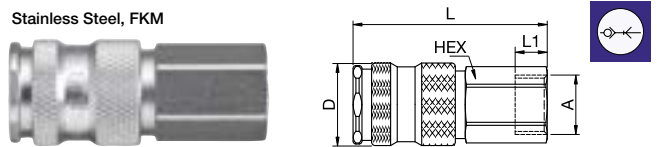
Stainless Steel, FKM



A	Version	HEX	L	L1	D	Version
G1/4	25KAAW13RVX	19	60	10.5	23	AISI 303
G1/4	25KAAW13EVX	19	60	10.5	23	AISI 316L
G3/8	25KAAW17RVX	19	58	9	23	AISI 303
G3/8	25KAAW17EVX	19	58	9	23	AISI 316L
G1/2	25KAAW21RVX	24	61	12	23	AISI 303
G1/2	25KAAW21EVX	24	61	12	23	AISI 316L

25KAIW Coupler with valve, Female Thread

Stainless Steel, FKM



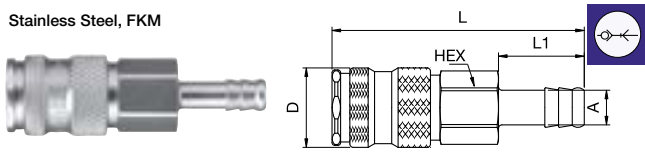
A	Version	HEX	L	L1	D	Version
G1/4	25KAIW13RVX	19	56	10	23	AISI 303
G1/4	25KAIW13EVX	19	56	10	23	AISI 316L
G3/8	25KAIW17RVX	19	55	9	23	AISI 303
G3/8	25KAIW17EVX	19	55	9	23	AISI 316L
G1/2	25KAIW21RVX	24	58	12	23	AISI 303
G1/2	25KAIW21EVX	24	58	12	23	AISI 316L



Single Shut-Off

25KATF Coupler with valve, Hose Barb

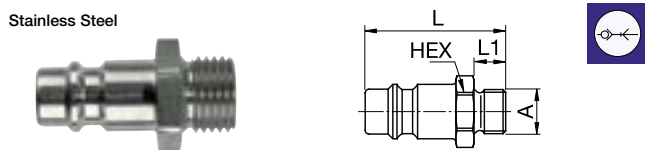
Stainless Steel, FKM



A		HEX	L	L1	D	Version
6	25KATF06RVX	19	74	25	23	AISI 303
6	25KATF06EVX	19	74	25	23	AISI 316L
8	25KATF08RVX	19	74	25	23	AISI 303
8	25KATF08EVX	19	74	25	23	AISI 316L
9	25KATF09RVX	19	74	25	23	AISI 303
9	25KATF09EVX	19	74	25	23	AISI 316L
10	25KATF10RVX	19	74	25	23	AISI 303
10	25KATF10EVX	19	74	25	23	AISI 316L
13	25KATF13RVX	19	74	25	23	AISI 303
13	25KATF13EVX	19	74	25	23	AISI 316L

25SFAW Plug without valve, Male Thread

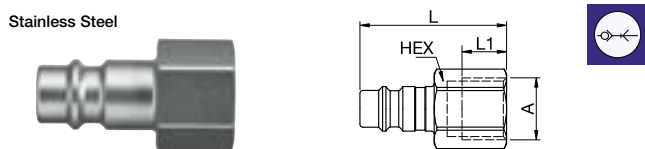
Stainless Steel



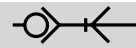
A		HEX	L	L1	Version
G1/8	25SFAW10RXX	14	31	7	AISI 303
G1/4	25SFAW13RXX	17	33	9	AISI 303
G1/4	25SFAW13EXX	17	33	9	AISI 316L
G3/8	25SFAW17RXX	19	33	9	AISI 303
G3/8	25SFAW17EXX	19	33	9	AISI 316L
G1/2	25SFAW21RXX	24	38	12	AISI 303
G1/2	25SFAW21EXX	9087X25 21	24	38	AISI 316L

25SFIW Plug without valve, Female Thread

Stainless Steel



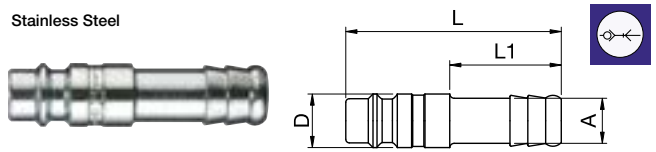
A		HEX	L	L1	Version
G1/8	25SFIW10RXX	14	30	7	AISI 303
G1/4	25SFIW13RXX	17	33	10	AISI 303
G1/4	25SFIW13EXX	9086X25 13	17	33	AISI 316L
G3/8	25SFIW17RXX	19	33	10	AISI 303
G3/8	25SFIW17EXX	9086X25 17	19	33	AISI 316L
G1/2	25SFIW21RXX	24	35	12	AISI 303
G1/2	25SFIW21EXX	24	35	12	AISI 316L



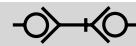
Single Shut-Off

25SFTF Plug without valve, Hose Barb

Stainless Steel



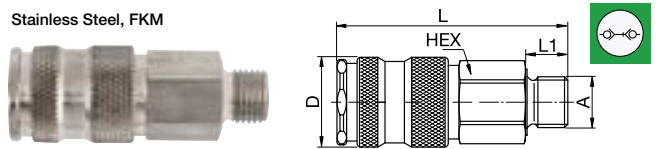
A		L	L1	D	Version
6	25SFTF06RXX	48	25	12	AISI 303
6	25SFTF06EXX	48	25	12	AISI 316L
8	25SFTF08RXX	48	25	12	AISI 303
8	25SFTF08EXX	48	25	12	AISI 316L
9	25SFTF09RXX	48	25	12	AISI 303
9	25SFTF09EXX	48	25	12	AISI 316L
10	25SFTF10RXX	48	25	12	AISI 303
10	25SFTF10EXX	48	25	12	AISI 316L
13	25SFTF13RXX	48	25	15	AISI 303
13	25SFTF13EXX	48	25	15	AISI 316L



Double Shut-off

25KBAW Coupler with valve, Male Thread

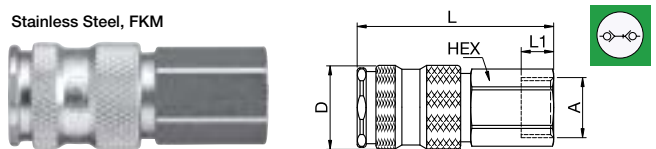
Stainless Steel, FKM



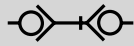
A		HEX	L	L1	D	Version
G1/4	25KBAW13RVX	19	60	10.5	23	AISI 303
G1/4	25KBAW13EVX	9201X25 13	19	60	10.5	AISI 316L
G3/8	25KBAW17RVX	19	58	9	23	AISI 303
G3/8	25KBAW17EVX	9201X25 17	19	58	9	AISI 316L
G1/2	25KBAW21RVX	24	61	12	23	AISI 303
G1/2	25KBAW21EVX	9201X25 21	24	61	12	AISI 316L

25KBIW Coupler with valve, Female Thread

Stainless Steel, FKM



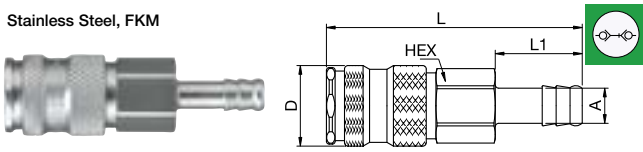
A		HEX	L	L1	D	Version
G1/4	25KBIW13RVX	19	56	10	23	AISI 303
G1/4	25KBIW13EVX	9214X25 13	19	56	10	AISI 316L
G3/8	25KBIW17RVX	19	55	9	23	AISI 303
G3/8	25KBIW17EVX	9214X25 17	19	55	9	AISI 316L
G1/2	25KBIW21RVX	24	58	12	23	AISI 303
G1/2	25KBIW21EVX	9214X25 21	24	58	12	AISI 316L



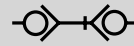
Double Shut-off

25KBT Coupler with valve, Hose Barb

Stainless Steel, FKM



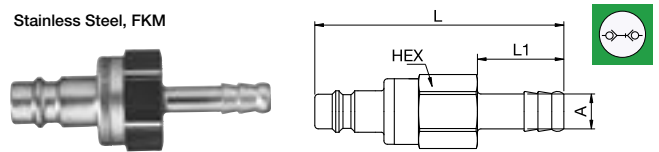
A		HEX	L	L1	D	Version
6	25KBTf06RVX	19	74	25	23	AISI 303
6	25KBTf06EVX	19	74	25	23	AISI 316L
8	25KBTf08RVX	19	74	25	23	AISI 303
8	25KBTf08EVX	19	74	25	23	AISI 316L
9	25KBTf09RVX	19	74	25	23	AISI 303
9	25KBTf09EVX	19	74	25	23	AISI 316L
10	25KBTf10RVX	19	74	25	23	AISI 303
10	25KBTf10EVX	19	74	25	23	AISI 316L
13	25KBTf13RVX	19	74	25	23	AISI 303
13	25KBTf13EVX	19	74	25	23	AISI 316L



Double Shut-off

25SBTF Plug with valve, Hose Barb

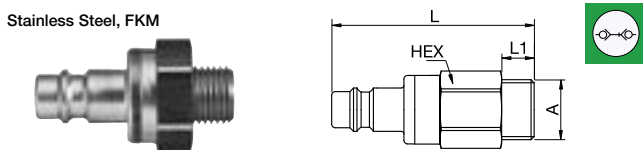
Stainless Steel, FKM



A		HEX	L	L1	Version
6	25SBTF06RVX	19	72	25	AISI 303
6	25SBTF06EVX	19	72	25	AISI 316L
8	25SBTF08RVX	19	72	25	AISI 303
8	25SBTF08EVX	19	72	25	AISI 316L
9	25SBTF09RVX	19	72	25	AISI 303
9	25SBTF09EVX	19	72	25	AISI 316L
10	25SBTF10RVX	19	72	25	AISI 303
10	25SBTF10EVX	19	72	25	AISI 316L
13	25SBTF13RVX	19	72	25	AISI 303
13	25SBTF13EVX	19	72	25	AISI 316L

25SBAW Plug with valve, Male Thread

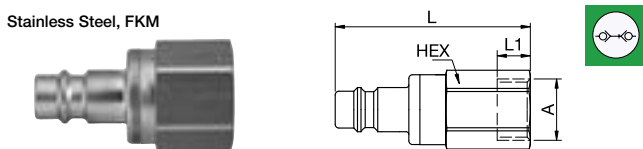
Stainless Steel, FKM



A		HEX	L	L1	Version	
G1/4	25SBAW13RVX	19	58	10.5	AISI 303	
G1/4	25SBAW13EVX	9287X25 13	19	58	10.5	AISI 316L
G3/8	25SBAW17RVX	19	56	9	AISI 303	
G3/8	25SBAW17EVX	9287X25 17	19	56	9	AISI 316L
G1/2	25SBAW21RVX	24	59	12	AISI 303	
G1/2	25SBAW21EVX	9287X25 21	24	59	12	AISI 316L

25SBIW Plug with valve, Female Thread

Stainless Steel, FKM



A		HEX	L	L1	Version	
G1/4	25SBIW13RVX	19	54	10	AISI 303	
G1/4	25SBIW13EVX	9286X25 13	19	54	10	AISI 316L
G3/8	25SBIW17RVX	19	53	9	AISI 303	
G3/8	25SBIW17EVX	9286X25 17	19	53	9	AISI 316L
G1/2	25SBIW21RVX	24	56	12	AISI 303	
G1/2	25SBIW21EVX	24	56	12	AISI 316L	