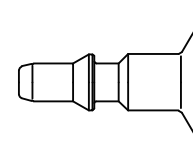




Mini industrial coupling with plug profile according to ISO 6150 C. Popular profile in analytical and medical technology. Above average flow rate performance for liquid and gaseous media.

- Available on request:
 - with additional end connections
 - other seals for different temperature ranges and fluids



ISO C Profile



KB Double Shut-Off

Working Pressure*:

up to 35 bar

Material:

- Coupling: AISI 316 L
- Plug: AISI 316 L
- Seals: FKM

Working Temperature:

-15°C up to +200°C (FKM)

Flow Rate Air:

160 l/min.

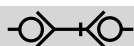
inlet pressure 6 bar, pressure drop 0.5 bar

Flow Rate Air:

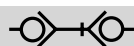
2.2 l/min.

pressure drop 0.5 bar

* maximum static working pressure with design factor 4 to 1.



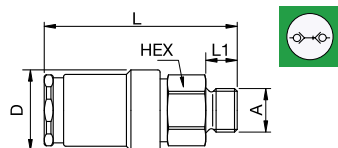
Double Shut-off



Double Shut-off

303KBAW Coupler with valve, Male Thread

Stainless Steel AISI 316 L, FKM



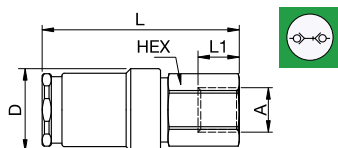
A 

HEX L L1 D

G1/8	303KBAW10EVX	14	43	7	18
G1/4	303KBAW13EVX	17	45	9	18

303KBIW Coupler with valve, Female Thread

Stainless Steel AISI 316 L, FKM



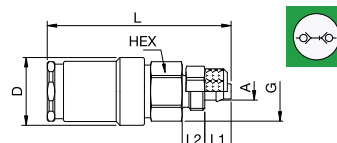
A 


HEX L L1 D

G1/8	303KBIW10EVX	14	43	9	18
G1/4	303KBIW13EVX	17	45	9	18

303KBK0 Coupler with valve, with Plastic Hose Connection

Stainless Steel AISI 316 L, FKM



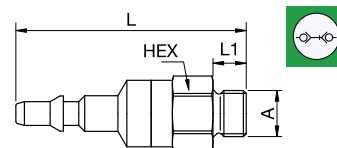
A 

HEX G L L1 L2 D

4 x 6	303KBK006EVX	14	M10x1	49	7	6	18
6 x 8	303KBK008EVX	14	M12x1	49	7	6	18

303SBAW Plug with valve, Male Thread

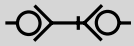
Stainless Steel AISI 316 L, FKM



A 

HEX L L1

G1/8	303SBAW10EVX	14	48.5	7
G1/4	303SBAW13EVX	17	50.5	9

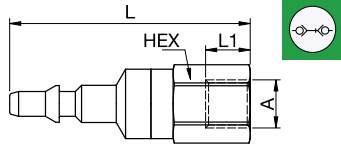


Double Shut-off



303SBIW Plug with valve, Female Thread

Stainless Steel AISI 316 L, FKM

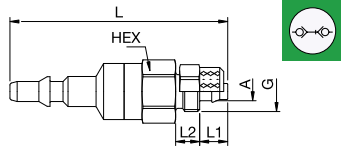


HEX L L1

G1/8	303SBIW10EVX	14	48.5	9
G1/4	303SBIW13EVX	17	50.5	9

303SBKO Plug with valve, with Plastic Hose Connection

Stainless Steel AISI 316 L, FKM



HEX G L L1 L2

4 x 6	303SBK006EVX	14	M10x1	54.5	7	6
6 x 8	303SBK008EVX	14	M12x1	54.5	7	6