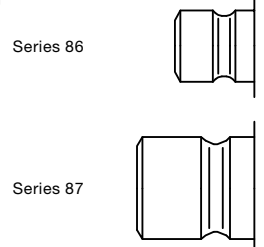




The 86 and 87 Rectus Moldtite coupling series with Safe-Lock technology were especially developed for connecting coolant lines and injection moulds. Countersunk plugs can easily be connected and disconnected because of the extended sleeve. The angular connections prevent kinks from forming in the hose.

- Available in single shut-off, double shut-off or straight-through versions
- The shut-off couplings (with valve) are equipped with nickel plated sleeves for quick and accurate visual differentiation



**KF** Straight-Through

**Working Pressure\*:**  
up to 15 bar

**Material:**

- Coupling: Brass
- Plug: Brass
- Seals: FKM

**Working Temperature:**  
-15°C up to +200°C (FKM)

**Flow Rate Water:**

- Series 86: 17 l/min.
- Series 87: 29 l/min.

pressure drop 0.5 bar

**KA** Single Shut-Off

**Working Pressure\*:**  
up to 15 bar

**Material:**

- Coupling: Brass
- Plug: Brass
- Seals: FKM

**Working Temperature:**  
-15°C up to +200°C (FKM)

**Flow Rate Water:**

- Series 86: 9 l/min.
- Series 87: 16 l/min.

pressure drop 0.5 bar

**KB** Double Shut-Off

**Working Pressure\*:**  
up to 15 bar

**Material:**

- Coupling: Brass
- Plug: Brass
- Seals: FKM

**Working Temperature:**  
-15°C up to +200°C (FKM)

**Flow Rate Water:**

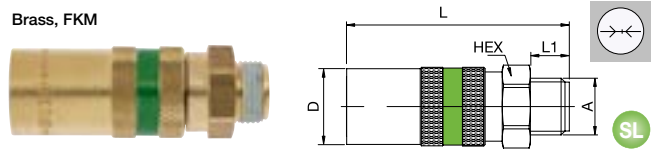
- Series 86: 8 l/min.
- Series 87: 15 l/min.

pressure drop 0.5 bar

\* maximum static working pressure with design factor 4 to 1.

→← Straight-Through

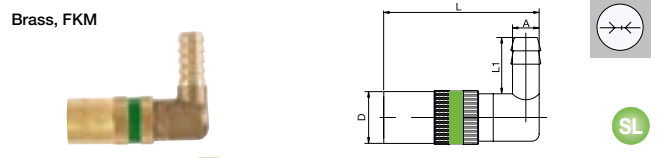
## 86/87KFAW Coupler without valve, Male Thread, Safe-Lock



DN	Series	A	HEX	L	L1	D
6	86	G1/4	86KFAW13MVXSL	17	51.5	9 18
		G3/8	86KFAW17MVXSL	19	51.5	9 18
9	87	G1/4	87KFAW13MVXSL	22	67	9 24
		G3/8	87KFAW17MVXSL	22	67	9 24
		G1/2	87KFAW21MVXSL	22	70	12 24

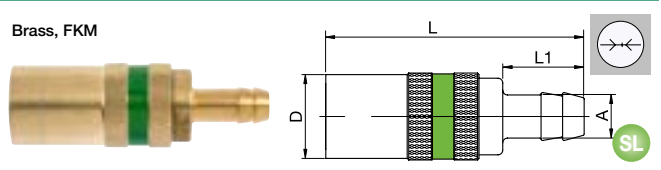
→← Straight-Through

## 86/87KFTR Coupler without valve, Hose Barb 90°, Safe-Lock



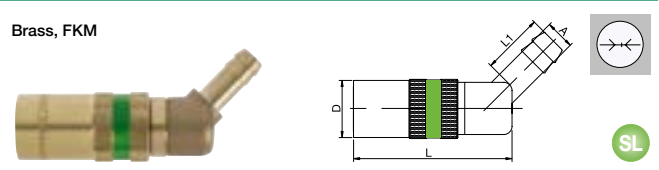
DN	Series	A	L	L1	D
6	86	9	86KFTR09MVXSL	52.5	22 18
		9	87KFTR09MVXSL	68.5	22 24
9	87	13	87KFTR13MVXSL	68.5	28.5 24

## 86/87KFTF Coupler without valve, Hose Barb, Safe-Lock



DN	Series	A	L	L1	D
6	86	9	86KFTF09MVXSL	59	22 18
		9	87KFTF09MVXSL	73	22 24
9	87	13	87KFTF13MVXSL	76	25 24

## 86/87KFTH Coupler without valve, Hose Barb 45°, Safe-Lock



DN	Series	A	L	L1	D
6	86	9	86KFTH09MVXSL	51.5	22 18
		9	87KFTH09MVXSL	65.5	22 24
9	87	13	87KFTH13MVXSL	65.5	25 24

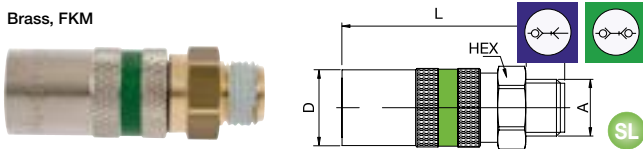


Single Shut-off / Double Shut-off



## 86/87KBAW Coupler with valve, Male Thread, Safe-Lock

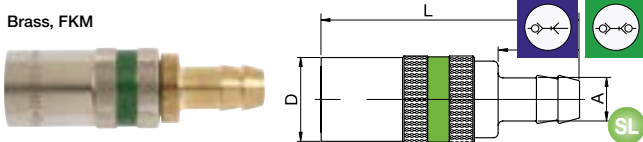
Brass, FKM



DN	Series	A		HEX	L	L1	D
6	86	G1/4	86KBAW13MVXSL	17	51.5	9	18
		G3/8	86KBAW17MVXSL	19	51.5	9	18
9	87	G1/4	87KBAW13MVXSL	22	67	9	24
		G3/8	87KBAW17MVXSL	22	67	9	24
		G1/2	87KBAW21MVXSL	22	70	12	24

## 86/87KBTF Coupler with valve, Hose Barb, Safe-Lock

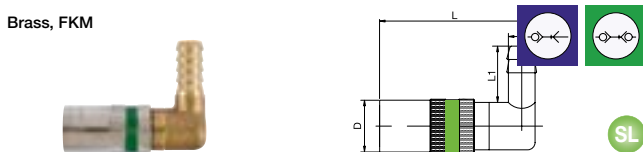
Brass, FKM



DN	Series	A		L	L1	D
6	86	9	86KBTF09MVXSL	59	22	18
9	87	9	87KBTF09MVXSL	73	22	24
		13	87KBTF13MVXSL	76	25	24

## 86/87KBTR Coupler with valve, Hose Barb 90°, Safe-Lock

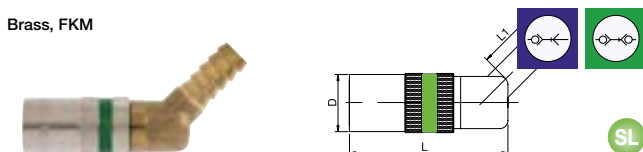
Brass, FKM



DN	Series	A		L	L1	D
6	86	9	86KBTR09MVXSL	52.5	22	18
9	87	9	87KBTR09MVXSL	68.5	22	24
		13	87KBTR13MVXSL	68.5	28.5	24

## 86/87KBTH Coupler with valve, Hose Barb 45°, Safe-Lock

Brass, FKM



DN	Series	A		L	L1	D
6	86	9	86KBTH09MVXSL	51.5	22	18
9	87	9	87KBTH09MVXSL	65.5	22	24
		13	87KBTH13MVXSL	65.5	25	24