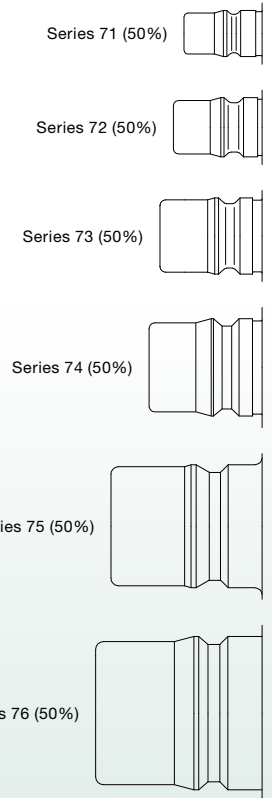




Coupling series in sizes 1/8" to 1" with plug profile compliant with ISO 7241-1 series B. Particularly suited to use with liquid media. Coupling system with two-hand operation, i.e. both hands are required when coupling/uncoupling. The coupling series stands out for its high flow rates against a low pressure drop.

- Available on request:
 - other seals for different temperature ranges and fluids



ISO 7241-1 B Profile

KB Double Shut-Off

Working Pressure*:
see table

Material:

- Coupling: Brass
- Plug: Brass
- Seals: NBR

Working Temperature:

-20°C up to +100°C (NBR)

Flow Rate Water:

- Series 71: 6 l/min.
- Series 72: 9 l/min.
- Series 73: 17 l/min.
- Series 74: 33 l/min.
- Series 75: 79 l/min.
- Series 76: 117 l/min.

pressure drop 0.5 bar

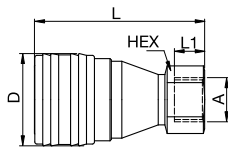
* maximum static working pressure with design factor 4 to 1.

Double Shut-off

Double Shut-off

70KBIW Coupler with valve, Female Thread

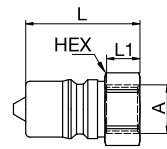
Brass, NBR



Size	A	Part No.	HEX	L	L1	D	Version	max. Working Pressure
1/8"	G1/8	71KBIW10MPX	14	48.5	7	25	Brass	250
1/8"	G1/8	71KBIW10MPN	14	48.5	7	25	Nickel-plated brass	250
1/4"	G1/4	72KBIW13MPX	19	57.5	10	25	Brass	200
1/4"	G1/4	72KBIW13MPN	19	57.5	10	25	Nickel-plated brass	200
3/8"	G3/8	73KBIW17MPX	22	64	11.5	35	Brass	200
3/8"	G3/8	73KBIW17MPN	22	64	11.5	35	Nickel-plated brass	200
1/2"	G1/2	74KBIW21MPX	27	76	16	44.5	Brass	150
1/2"	G1/2	74KBIW21MPN	27	76	16	44.5	Nickel-plated brass	150
3/4"	G3/4	75KBIW26MPX	34	96	24	55	Brass	100
3/4"	G3/4	75KBIW26MPN	34	96	24	55	Nickel-plated brass	100
1"	G1	76KBIW33MPX	41	105.5	24	62	Brass	100
1"	G1	76KBIW33MPN	41	105.5	24	62	Nickel-plated brass	100

70SBIW Plug with valve, Female Thread

Brass, NBR



Size	A	Part No.	HEX	L	L1	Version	max. Working Pressure
1/8"	G1/8	71SBIW10MPX	14	29.5	7	Brass	250
1/8"	G1/8	71SBIW10MPN	14	29.5	7	Nickel-plated brass	250
1/4"	G1/4	72SBIW13MPX	19	35	10	Brass	200
1/4"	G1/4	72SBIW13MPN	19	35	10	Nickel-plated brass	200
3/8"	G3/8	73SBIW17MPX	22	39	11.5	Brass	200
3/8"	G3/8	73SBIW17MPN	22	39	11.5	Nickel-plated brass	200
1/2"	G1/2	74SBIW21MPX	27	48	16	Brass	150
1/2"	G1/2	74SBIW21MPN	27	48	16	Nickel-plated brass	150
3/4"	G3/4	75SBIW26MPX	36	60	24	Brass	100
3/4"	G3/4	75SBIW26MPN	36	60	24	Nickel-plated brass	100
1"	G1	76SBIW33MPX	41	65	24	Brass	100
1"	G1	76SBIW33MPN	41	65	24	Nickel-plated brass	100